



SWISS ETF DAILY REPORT

Swiss Exchange Traded Funds Overview Report

Zuberbühler
associates AG

TURNOVER: CHF 395,771,311

ShortName	Issuer	ValorSymbol	ISIN	Turnover	Percent
UBSETF MSCI ACWI ESG hCHF DIS	UBS	AWESGT	IE00BDQZN667	28,719,462	7.26
iSh Cor MSCI Wld USD A	iShares	SWDA	IE00B4L5Y983	15,699,167	3.97
iSh Cor S&P500 USD A	iShares	CSSPX	IE00B5BMR087	12,065,856	3.05
IVZ MSCI USA ESG UCITS ETF	Invesco	ESGU	IE00BJQRDM08	11,149,180	2.82
iSh Swiss Div (CH) CHF D	iShares	CHDVD	CH0237935637	10,595,716	2.68
iSh Cor S&P500 USD D	iShares	IUSA	IE0031442068	10,321,668	2.61
iSh CH GovBnd 3-7 (CH) CHF D	iShares	CSBGC7	CH0016999846	8,570,069	2.17
Vanguard All World ETF Dist	Vanguard	VWRL	IE00B3RBWM25	7,966,843	2.01
UBSETF SMI CHF DIS	UBS	SMICHA	CH0017142719	7,870,824	1.99
iSh MSCI USA ESGE USD A	iShares	EDMU	IE00BHZPJ908	7,797,158	1.97
iSh Cor SPI (CH) CHF D	iShares	CHSPI	CH0237935652	7,668,029	1.94
HSBC MSCI WORLD UCITS ETF	Deutsche Bank	HMWO	IE00B4X9L533	7,308,975	1.85
iSh Nasdaq 100 USD A	iShares	CSNDX	IE00B53SZB19	6,462,732	1.63
ZKB GOLD ETF	ZKB	ZGLD	CH0139101593	6,453,235	1.63
IVZ EQQQ ACC UCITS ETF	Invesco	EQAC	IE00BFZXGZ54	6,269,574	1.58
UBSETF SPI CHF DIS	UBS	SPICHA	CH0131872431	5,254,678	1.33
Invesco EQQQ	Invesco	EQQQ	IE0032077012	4,812,320	1.22
iSh MSCI USA ESGS USD A	iShares	SASU	IE00BFNM3G45	4,713,498	1.19
UBSETF SPI ESG CHF ACC	UBS	SPISI	CH0590186661	4,711,922	1.19
UBSETF MSCI USA SRI USD ACC	UBS	USSRI	IE00BJXT3C94	4,150,256	1.05
UBSETF SLI CHF DIS	UBS	SLICHA	CH0032912732	3,870,562	0.98
X(IE) MSCI W	Deutsche Bank	XDWD	IE00BJOKDQ92	3,703,734	0.94
SPDR BB 1-3 Month T-Bill (Acc)	StateStreet	TBIL	IE00BJXRT698	3,517,614	0.89
ESG MSCI USA UCITS ETF	Deutsche Bank	XZMU	IE00BFMNPS42	3,413,829	0.86
UBSETF MSCI EMU EUR ACC	UBS	EMUAA	LU0950668870	3,201,339	0.81
iSh MSCI Wld CHF A	iShares	IWDC	IE00B8BVCK12	3,033,260	0.77
ZKB Silver ETF - A (CHF)	ZKB	ZSIL	CH0183135976	3,017,375	0.76
Vanguard Dev World ETF Dist	Vanguard	VEVE	IE00BKCX55T58	2,979,816	0.75
X(IE) USA Inx	Deutsche Bank	XD9U	IE00BJOKDR00	2,852,180	0.72
UBSETF SXI REALESTATE FUND DIS	UBS	SRECHA	CH0105994401	2,782,655	0.70

Issuer	Total	Percent
Total	395,771,321	100.00
iShares	149,582,330	37.80
UBS	124,053,262	31.34
Invesco	30,075,806	7.60
Deutsche Bank	29,353,178	7.42
ZKB	17,067,844	4.31
Vanguard	14,190,537	3.59
StateStreet	10,592,031	2.68
Amundi	8,976,553	2.27
others	8,428,735	2.13
L&G	1,245,807	0.31
Credit Suisse	1,183,082	0.30
VanEck	1,022,156	0.26

Issuer	Total	Percent
Total	237,020,769	100.00
Equities_USA	79,078,243	33.36
Equities_World	74,420,292	31.40
Equities_CHE	50,939,515	21.49
Bonds	17,128,115	7.23
Commodities_Gold	6,453,235	2.72
Equities_EU_UK	3,201,339	1.35
Commodities_Silver	3,017,375	1.27
Real_Estate	2,782,655	1.17

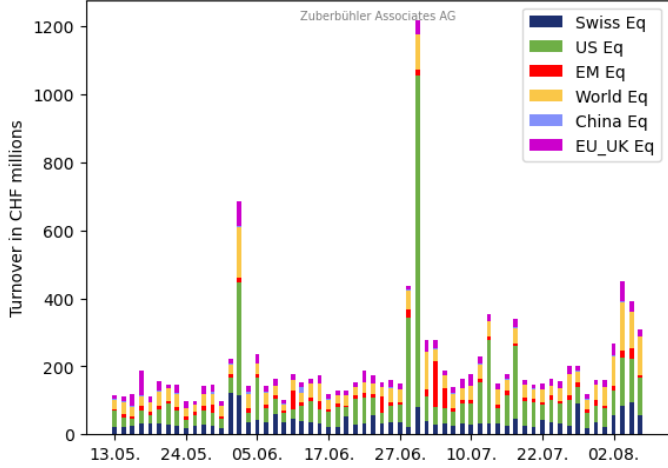


SWISS ETF DAILY REPORT

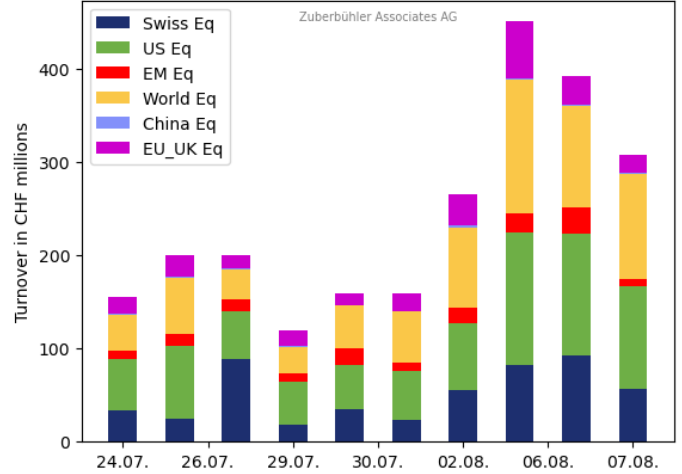
Swiss Exchange Traded Funds Overview Report

Zuberbühler
associates AG

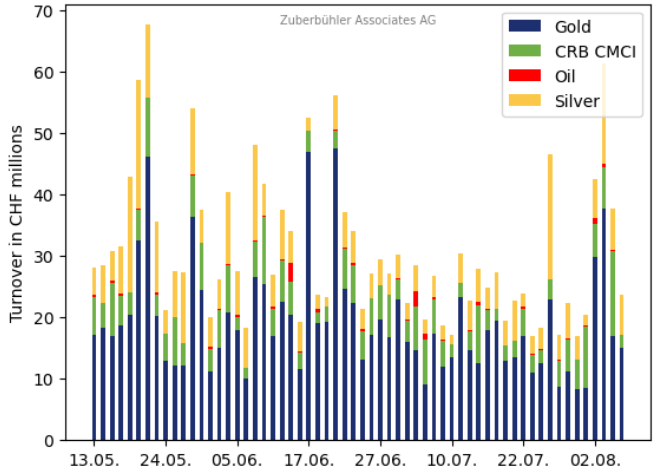
ETF Equities on SIX Swiss Exchange (last 60 trading days)



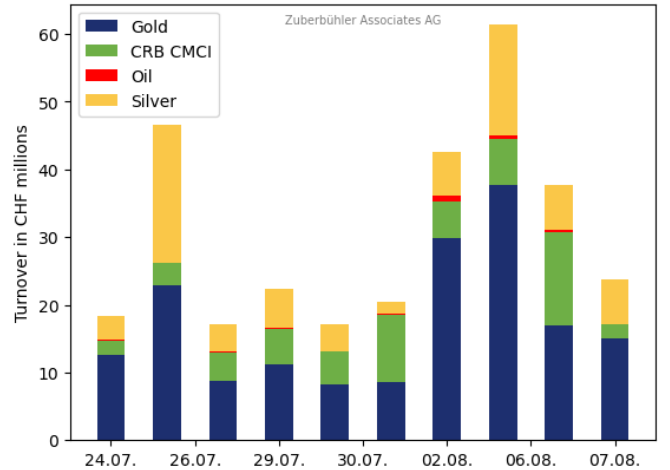
ETF Equities on SIX Swiss Exchange (last 10 trading days)



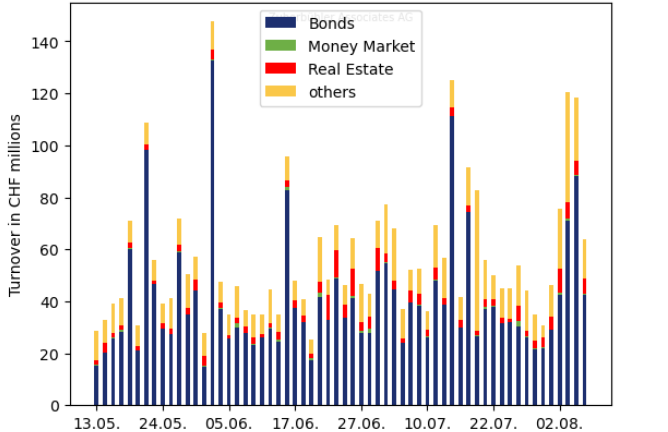
ETF Commodities on SIX Swiss Exchange (last 60 trading days)



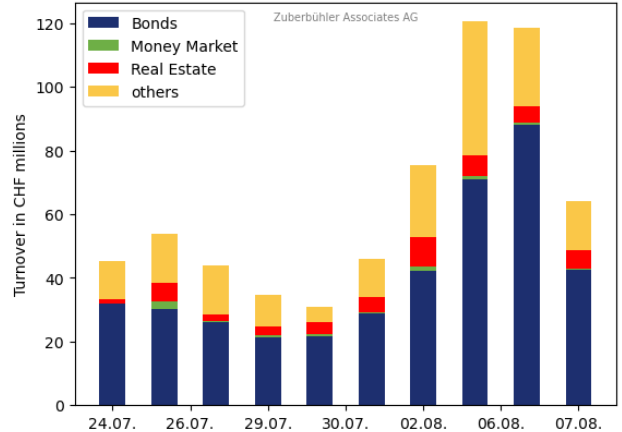
ETF Commodities on SIX Swiss Exchange (last 10 trading days)



ETF Bonds, MM, RE, others on SIX Swiss Exchange (last 60 trading days)



ETF Bonds, MM, RE, others on SIX Swiss Exchange (last 10 trading days)





SWISS ETF DAILY REPORT

Swiss Exchange Traded Funds Overview Report

Zuberbühler
associates AG

iShares | Turnover: CHF 149,582,330 | Market Share: 37.80%

ShortName	Issuer	ValorSymbol	ISIN	Turnover	Percent
iSh Cor MSCI Wld USD A	iShares	SWDA	IE00B4L5Y983	15,699,167	3.97
iSh Cor S&P500 USD A	iShares	CSSPX	IE00B5BMR087	12,065,856	3.05
iSh Swiss Div (CH) CHF D	iShares	CHDVD	CH0237935637	10,595,716	2.68
iSh Cor S&P500 USD D	iShares	IUSA	IE0031442068	10,321,668	2.61
iSh CH GovBnd 3-7 (CH) CHF D	iShares	CSBGC7	CH0016999846	8,570,069	2.17
iSh MSCI USA ESGE USD A	iShares	EDMU	IE00BHZPJ908	7,797,158	1.97
iSh Cor SPI (CH) CHF D	iShares	CHSPI	CH0237935652	7,668,029	1.94
iSh Nasdaq 100 USD A	iShares	CSNDX	IE00B53SZB19	6,462,732	1.63
iSh MSCI USA ESGS USD A	iShares	SASU	IE00BFNM3G45	4,713,498	1.19
iSh MSCI Wld CHFH A	iShares	IWDC	IE00B8BVCK12	3,033,260	0.77

UBS | Turnover: CHF 124,053,262 | Market Share: 31.34%

ShortName	Issuer	ValorSymbol	ISIN	Turnover	Percent
UBSETF MSCI ACWI ESG hCHF DIS	UBS	AWESGT	IE00BDQZN667	28,719,462	7.26
UBSETF SMI CHF DIS	UBS	SMICHA	CH0017142719	7,870,824	1.99
UBSETF SPI CHF DIS	UBS	SPICHA	CH0131872431	5,254,678	1.33
UBSETF SPI ESG CHF ACC	UBS	SPISI	CH0590186661	4,711,922	1.19
UBSETF MSCI USA SRI USD ACC	UBS	USSRI	IE00BJXT3C94	4,150,256	1.05
UBSETF SLI CHF DIS	UBS	SLICHA	CH0032912732	3,870,562	0.98
UBSETF MSCI EMU EUR ACC	UBS	EMUAA	LU0950668870	3,201,339	0.81
UBSETF SXI REALESTATE FUND DIS	UBS	SRECHA	CH0105994401	2,782,655	0.70
UBSETF MSCI SWITZERLANDSRI DIS	UBS	CHSRI	CH0368190739	2,754,314	0.70
UBSETF SMIM CHF DIS	UBS	SMMCHA	CH0111762537	2,750,752	0.70

ZKB | Turnover: CHF 17,067,844 | Market Share: 4.31%

ShortName	Issuer	ValorSymbol	ISIN	Turnover	Percent
ZKB GOLD ETF	ZKB	ZGLD	CH0139101593	6,453,235	1.63
ZKB Silver ETF - A (CHF)	ZKB	ZSIL	CH0183135976	3,017,375	0.76
ZKB GOLD ETF (USD)	ZKB	ZGLDUS	CH0047533549	1,953,976	0.49
ZKB Silver ETF - A (USD)	ZKB	ZSILUS	CH0183136008	1,644,248	0.42
ZKB Silver ETF - H (CHF)	ZKB	ZSILHC	CH0183136024	1,397,616	0.35
ZKB Gold ETF hedged (CHF)	ZKB	ZGLDHC	CH0139101601	1,082,269	0.27
ZKB Platinum ETF - CHF	ZKB	ZPLA	CH0183136057	430,755	0.11
ZKB GOLD ETF (EUR)	ZKB	ZGLDEU	CH0047533523	311,930	0.08
ZKB Silver ETF - A (EUR)	ZKB	ZSILEU	CH0183135992	179,423	0.05
ZKB Gold ETF hedged (EUR)	ZKB	ZGLDHE	CH0103326762	160,704	0.04

Amundi | Turnover: CHF 8,976,553 | Market Share: 2.27%

ShortName	Issuer	ValorSymbol	ISIN	Turnover	Percent
Amundi US Treas Bd 7-10Y	Amundi	US7	LU1407887915	1,382,980	0.35
Amundi MSCI Emerging Markets D	Amundi	AEMD	LU1737652583	1,350,174	0.34
Amundi S&P 500 II UCITS ETF	Amundi	LYSP5	LU0496786657	532,142	0.13
LY Digital Economy ESG Filtr	Amundi	EBUY	LU2023678878	501,879	0.13
Amundi US Treas Bond 1-3Y	Amundi	US1	LU1407887089	450,248	0.11
Amundi MSCI INDIA	Amundi	LYINR	FR0010375766	433,377	0.11
Amun ETF DAILY LevDAX ACC	Amundi	LYLVD	LU0252634307	389,557	0.10
Amundi MSCI Emerging Markets C	Amundi	AEME	LU1437017350	308,367	0.08
AMUNDI MSCI EM MKTS UCITS ETF	Amundi	AEEM	LU1681045370	290,481	0.07
Amundi MSCI USA ESG	Amundi	SADU	IE000PEAJOTO	284,711	0.07

Invesco | Turnover: CHF 30,075,806 | Market Share: 7.60%

ShortName	Issuer	ValorSymbol	ISIN	Turnover	Percent
IVZ MSCI USA ESG UCITS ETF	Invesco	ESGU	IE00BJQRDM08	11,149,180	2.82
IVZ EQQQ ACC UCITS ETF	Invesco	EQAC	IE00BFZXGZ54	6,269,574	1.58
Invesco EQQQ	Invesco	EQQQ	IE0032077012	4,812,320	1.22
Invesco EQQQ UCITS ETF CHF Hdg	Invesco	EQCH	IE00BYVTMT69	1,775,881	0.45
Invesco S&P 500 UCITS ETF Dist	Invesco	SPXD	IE00BYML9W36	1,764,487	0.45
Invesco S&P 500 ETF Acc	Invesco	SPXS	IE00B3YCGJ38	1,222,422	0.31
IVZ NASDAQ Fintech ETF	Invesco	FTEK	IE00BYMS5W68	536,879	0.14
Invesco Nasdaq Biotech ETF	Invesco	SBIO	IE00BQ70R696	284,746	0.07
Invesco MSCI World ETF	Invesco	MXWO	IE00B60SX394	251,856	0.06
Invesco EQQQ UCITS ETF EUR Hdg	Invesco	EQEU	IE00BYVTMS52	241,213	0.06



SWISS ETP DAILY REPORT

Swiss Exchange Traded Products Overview Report

TURNOVER: CHF 12,567,997

ShortName	FX	Symbol	ISIN	Turnover	Percent
21Shares Solana ETP	USD	ASOL	CH1114873776	5,535,022	44.04
Invesco Physical Gold ETC	USD	SGLD	IE00B579F325	1,728,176	13.75
21Shares Ethereum Staking ETP	USD	AETH	CH0454664027	1,028,342	8.18
21Shares Ethereum Staking ETP	CHF	AETH	CH0454664027	426,708	3.40
WisdomTree Bitcoin	USD	BTCW	GB00BJYDH287	399,120	3.18
Hashdex Nasdaq Crypto IE ETP	USD	HASH	CH1184151731	308,311	2.45
FUW Swiss 50 ETP	CHF	FUW50	CH1171791820	295,268	2.35
Adaptivv Control Swiss ETP	CHF	ADSIC	CH1290280408	256,350	2.04
21Shares Bitcoin ETP	USD	ABTC	CH0454664001	169,011	1.34
CS FTX PHYSICAL STAKED SOLANA	USD	SLNC	GB00BNRRFY34	147,870	1.18
CoinShares Physical Bitcoin	USD	BITC	GB00BLD4ZL17	121,391	0.97
21Shares Crypto Basket ETP	USD	HODL	CH0445689208	120,166	0.96
WisdomTree Ethereum	USD	ETHW	GB00BJYDH394	116,942	0.93
21Shares Bitcoin ETP	CHF	ABTC	CH0454664001	101,614	0.81
21Shares Bitcoin Suisse Index	CHF	ABBA	CH0496484640	97,376	0.77
21Shares Bitcoin Core ETP	USD	CBTC	CH1199067674	90,409	0.72
21Shares Avalanche ETP	CHF	AVAX	CH1135202088	82,040	0.65
BTCetc - Bitcoin ETP	USD	BTCE	DE000A27Z304	73,453	0.58
Sygnium Platform Winners Index	USD	MOON	CH0508793459	68,709	0.55
21Shares Bitwise Select 10 Lar	USD	KEYS	CH0475986318	65,333	0.52
Global X Ethereum ETP	CHF	ETHX	GB00BLBDZW12	60,952	0.48
CoinShares Physical Bitcoin	GBP	BITC	GB00BLD4ZL17	60,725	0.48
CoinShares Physical Bitcoin	EUR	BITC	GB00BLD4ZL17	59,012	0.47
WisdomTree Ethereum	EUR	ETHW	GB00BJYDH394	58,357	0.46
21Shares Bitcoin ETP	EUR	ABTC	CH0454664001	53,436	0.43
WisdomTree Bitcoin	EUR	BTCW	GB00BJYDH287	52,850	0.42
CoinShares Physical Litecoin	USD	LITE	GB00BLD4ZP54	51,686	0.41
CoinShares Physical Bitcoin	CHF	BITC	GB00BLD4ZL17	46,634	0.37
BTCetc - Bitcoin ETP	GBP	BTCE	DE000A27Z304	46,198	0.37
21Shares Bitcoin ETP	GBP	ABTC	CH0454664001	46,039	0.37

Issuer	Total	Percent
Total	12,567,994	100.00
21Shares	8,244,487	65.60
Invesco	1,728,176	13.75
others	1,120,657	8.92
WisdomTree	695,361	5.53
CoinShares	554,182	4.41
etc	135,944	1.08
VanEck	50,208	0.40
Fidelity	24,324	0.19
DeutscheBank	12,447	0.10
Leonteq	2,208	0.02

Issuer	Total	Percent
Total	12,079,625	100.00
Solana Algorand etc	5,859,492	48.51
Commodities_Gold	1,728,176	14.31
Ethereum	1,724,257	14.27
Bitcoin	1,547,981	12.81
others	938,890	7.77
Crypto_Index	254,208	2.10
Ripple	26,621	0.22

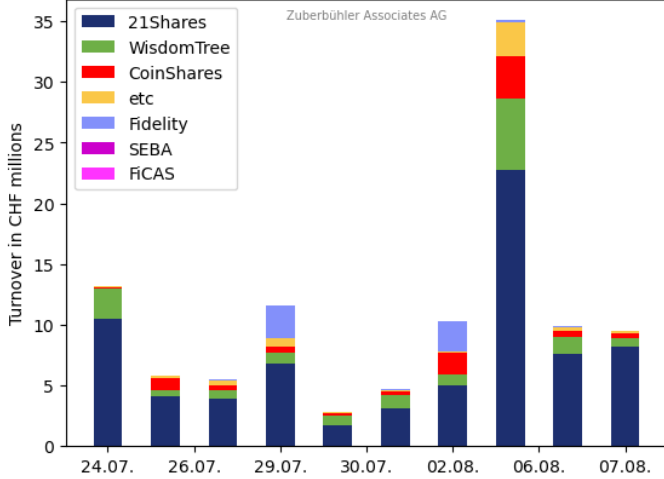


SWISS ETP DAILY REPORT

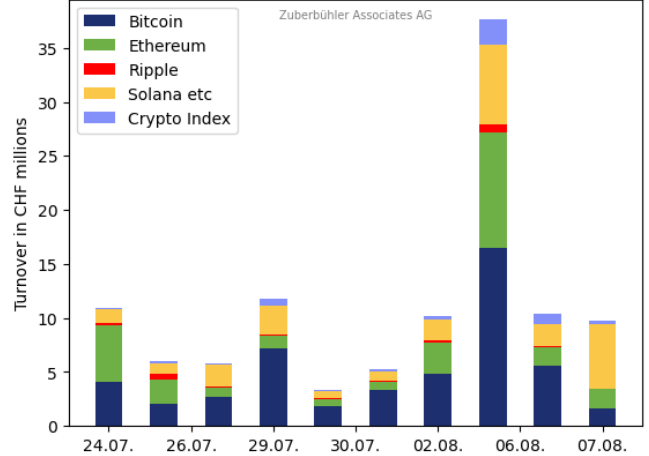
Swiss Exchange Traded Products Overview Report

Zuberbühler
associates AG

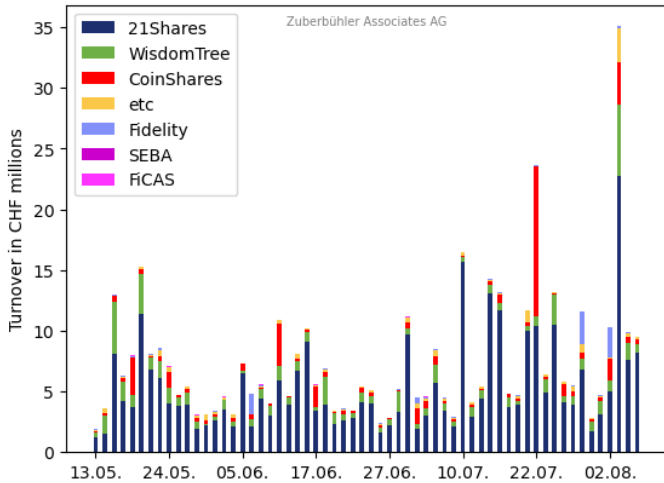
ETP Issuers on SIX Swiss Exchange (last 10 trading days)



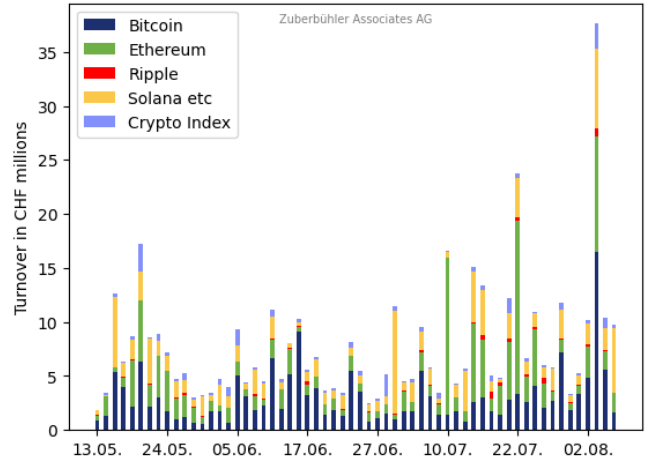
ETP Crypto Products on SIX Swiss Exchange (last 10 trading days)



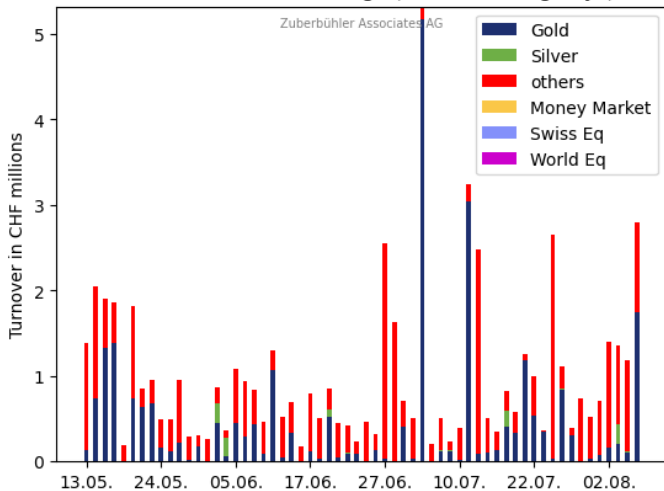
ETP Issuers on SIX Swiss Exchange (last 60 trading days)



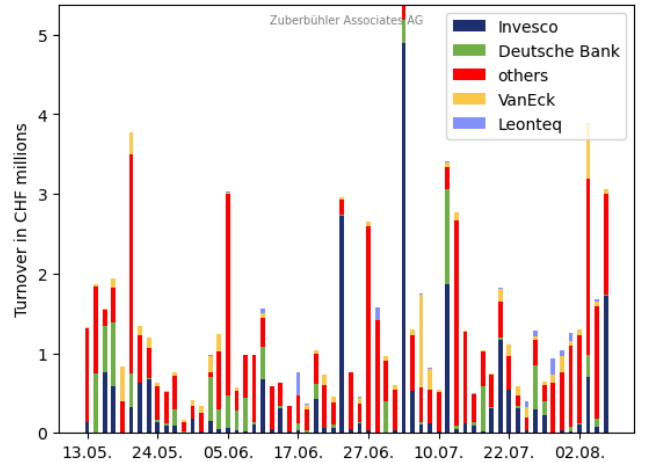
ETP Crypto Products on SIX Swiss Exchange (last 60 trading days)



ETP on SIX Swiss Exchange (last 60 trading days)



ETP Issuers continued on SIX Swiss Exchange (last 60 trading days)





SWISS ETP DAILY REPORT

Swiss Exchange Traded Products Overview Report

Zuberbühler
associates AG

21Shares | Turnover: CHF 8,244,487 | Market Share: 65.60%

ShortName	Issuer	ValorSymbol	ISIN	Turnover	Percent
21Shares Solana ETP	21Shares	ASOL	CH1114873776	5,535,022	44.04
21Shares Ethereum Staking ETP	21Shares	AETH	CH0454664027	1,028,342	8.18
21Shares Ethereum Staking ETP	21Shares	AETH	CH0454664027	426,708	3.40
21Shares Bitcoin ETP	21Shares	ABTC	CH0454664001	169,011	1.34
21Shares Crypto Basket ETP	21Shares	HODL	CH0445689208	120,166	0.96
21Shares Bitcoin ETP	21Shares	ABTC	CH0454664001	101,614	0.81
21Shares Bitcoin Suisse Index	21Shares	ABBA	CH0496484640	97,376	0.77
21Shares Bitcoin Core ETP	21Shares	CBTC	CH1199067674	90,409	0.72
21Shares Avalanche ETP	21Shares	AVAX	CH1135202088	82,040	0.65
21Shares Bitwise Select 10 Lar	21Shares	KEYS	CH0475986318	65,333	0.52

WisdomTree | Turnover: CHF 695,361 | Market Share: 5.53%

ShortName	Issuer	ValorSymbol	ISIN	Turnover	Percent
WisdomTree Bitcoin	WisdomTree	BTCW	GB00BJYDH287	399,120	3.18
WisdomTree Ethereum	WisdomTree	ETHW	GB00BJYDH394	116,942	0.93
WisdomTree Ethereum	WisdomTree	ETHW	GB00BJYDH394	58,357	0.46
WisdomTree Bitcoin	WisdomTree	BTCW	GB00BJYDH287	52,850	0.42
WisdomTree Bitcoin	WisdomTree	BTCW	GB00BJYDH287	36,112	0.29
WisdomTree Physical Solana Sec	WisdomTree	SOLW	GB00BNGJ9G01	14,857	0.12
WisdomTree Crypto Market	WisdomTree	BLOC	GB00BMTP1626	7,836	0.06
WisdomTree Ethereum	WisdomTree	ETHW	GB00BJYDH394	4,220	0.03
WisdomTree Physical Solana Sec	WisdomTree	SOLW	GB00BNGJ9G01	3,177	0.03
WisdomTree Crypto Altcoins	WisdomTree	WALT	GB00BMTP1519	1,890	0.02

CoinShares | Turnover: CHF 554,182 | Market Share: 4.41%

ShortName	Issuer	ValorSymbol	ISIN	Turnover	Percent
CS FTX PHYSICAL STAKED SOLANA	CoinShares	SLNC	GB00BNRRFY34	147,870	1.18
CoinShares Physical Bitcoin	CoinShares	BITC	GB00BLD4ZL17	121,391	0.97
CoinShares Physical Bitcoin	CoinShares	BITC	GB00BLD4ZL17	60,725	0.48
CoinShares Physical Bitcoin	CoinShares	BITC	GB00BLD4ZL17	59,012	0.47
CoinShares Physical Litecoin	CoinShares	LITE	GB00BLD4ZP54	51,686	0.41
CoinShares Physical Bitcoin	CoinShares	BITC	GB00BLD4ZL17	46,634	0.37
CoinShares Physical XRP	CoinShares	XRPL	GB00BLD4ZN31	26,621	0.21
CoinShares Physical Ethereum	CoinShares	ETHE	GB00BLD4ZM24	24,969	0.20
CoinShares Physical Ethereum	CoinShares	ETHE	GB00BLD4ZM24	8,418	0.07
CoinShares Physical Litecoin	CoinShares	LITE	GB00BLD4ZP54	3,612	0.03

Others | Turnover: CHF 1,120,657 | Market Share: 8.92%

ShortName	Issuer	ValorSymbol	ISIN	Turnover	Percent
Hashdex Nasdaq Crypto IE ETP	others	HASH	CH1184151731	308,311	2.45
FUW Swiss 50 ETP	others	FUW50	CH1171791820	295,268	2.35
Adaptivv Control Swiss ETP	others	ADSIC	CH1290280408	256,350	2.04
Sygnum Platform Winners Index	others	MOON	CH0508793459	68,709	0.55
Global X Ethereum ETP	others	ETHX	GB00BLBDZW12	60,952	0.48
The Market Best Idea ETP	others	BEST	CH1171795128	27,275	0.22
Global X Ethereum ETP	others	ETHX	GB00BLBDZW12	23,198	0.18
AMINA DOT ETP	others	SDOT	CH1113516871	20,190	0.16
AMINA ETP	others	AMINAX	CH0568452707	13,727	0.11
FUW Eco Portfolio ETP	others	FUWEP	CH1171797256	12,687	0.10

Deutsche Bank | Turnover: CHF 12,447 | Market Share: 0.10%

ShortName	Issuer	ValorSymbol	ISIN	Turnover	Percent
XTR P GOLD ETC	DeutscheBank	XGLD	GB00B5840F36	12,447	0.10
XTR P SILVER EUR HEDGED	DeutscheBank	XAD2	DE000A1EK0J7	0	0.00
XTR P GOLD EUR HEDGED	DeutscheBank	XAD1	DE000A1EK0G3	0	0.00