



SWISS DERIVATIVES DAILY REPORT

Warrants, Knock-Out Warrants, Barrier Reverse Convertibles, Tracker Certificates, Mini-Futures

Zuberbühler
associates AG

TURNOVER | OVERVIEW

Issuer	Total	Percent	Underlying	Turnover	Percent
Total	39,456,430	100.00	Nasdaq 100 Index	4,013,628	10.17
Bank Vontobel	14,360,276	36.40	ICE Brent Crude Oil Front Month	2,018,224	5.12
UBS	8,120,488	20.58	SMI	1,852,367	4.69
Zürcher Kantonalbank	6,219,934	15.76	DAX Index	1,712,044	4.34
Bank Julius Bär	2,983,843	7.56	EURO STOXX 50 PR Index / S&P 500	1,522,766	3.86
Leonteq Securities	2,190,898	5.55	Solactive Global Cyber Security	1,247,839	3.16
Luzerner Kantonalbank AG	1,519,329	3.85	ZKB SMI Call-Schreiber Index	1,230,377	3.12
Banque Cantonale Vaudoise	1,296,828	3.29	Holcim AG	1,150,674	2.92
Raiffeisen	995,985	2.52	S&P 500 Index	1,147,037	2.91
Swissquote Bank SA	504,447	1.28	Year Basket	1,121,949	2.84
Basler Kantonalbank	409,784	1.04	UBS Group AG	1,120,130	2.84
BNP Paribas	313,581	0.79	Nestlé S.A.	843,215	2.14
Bank J. Safra Sarasin	306,836	0.78	Swissquote Mega Cash Dividend	726,894	1.84
EFG International	67,595	0.17	AR Swiss Exposure Basket	620,684	1.57
Banque Int. à Luxembourg	63,874	0.16	Orfi Patrimonia Index	534,052	1.35
Helvetische Bank	51,026	0.13	E-services Portfolio	530,874	1.35
Société Générale	29,600	0.08	Nestlé S.A. / Novartis Sandoz	488,600	1.24
Cornèr Bank	22,106	0.06	VT Swiss Research Basket	459,031	1.16
			Bitcoin (XBTUSD)	451,074	1.14
			Solactive Generative Artificial	438,360	1.11

Symbol	ISIN	Underlying	Product Type	Turnover	Percent
MNAC5V	CH1349622113	Nasdaq 100 Index	Mini-Future	2,422,520	6.14
KCFKDU	CH0428535394	Solactive Global Cyber Security	Tracker Certificate	1,242,945	3.15
ZSMIAZ	CH1139756881	ZKB SMI Call-Schreiber Index	Tracker Certificate	1,230,377	3.12
ZRTOPV	CH0516336218	Year Basket	Tracker Certificate	1,121,949	2.84
MCOARV	CH1153191072	ICE Brent Crude Oil Front Month	Mini-Future	815,000	2.07
CASHLK	CH1121318872	Swissquote Mega Cash Dividend	Tracker Certificate	726,894	1.84
HOLNDZ	CH1218253347	Holcim AG	Discount Certificate	631,634	1.60
MCOBJV	CH1245855726	ICE Brent Crude Oil Front Month	Mini-Future	625,880	1.59
0610BC	CH0596280286	AR Swiss Exposure Basket	Tracker Certificate	620,684	1.57
NDXAJB	CH1360198209	Nasdaq 100 Index	Warrant	587,985	1.49
PSTHZV	CH0559047037	Orfi Patrimonia Index	Tracker Certificate	534,052	1.35
AEIOUU	CH0511366806	E-services Portfolio	Tracker Certificate	530,874	1.35
Z44AAV	CH0301889322	VT Swiss Research Basket	Tracker Certificate	459,031	1.16
SPCAYZ	CH1329134386	S&P 500 Index	Bonus Certificate	442,488	1.12
GENAIU	CH1337657568	Solactive Generative Artificial	Tracker Certificate	438,360	1.11
MCOB1V	CH1312984235	ICE Brent Crude Oil Front Month	Mini-Future	437,742	1.11
ESPCS2	CH0243159628	ESPCS2 Basket	Tracker Certificate	389,588	0.99
HOLDZC	CH1218255904	Holcim AG	Discount Certificate	347,793	0.88
Z08FNZ	CH1303964618	Lonza Group N / Sandoz Group AG /	Barrier Reverse Convertible	330,030	0.84
PSTXBV	CH0506119848	BG Valeur Financial Bond Strategy	Tracker Certificate	307,222	0.78
GDSA8U	CH1306628731	DAX Index	Warrant with Knock-Out	287,120	0.73
ZOILTQ	CH1336234179	EURO STOXX 50 Index / FTSE Milano	Barrier Reverse Convertible with Conditional Coupon	282,128	0.72
RMAQ1V	CH1315853122	Nestlé N / Novartis N / Roche GS /	Barrier Reverse Convertible	279,950	0.71
AACRJB	CH1355720660	Nasdaq 100 Index	Warrant	279,192	0.71
WSPBNV	CH1337810845	S&P 500 Index	Warrant	276,220	0.70
2SNDXU	CH1309013584	Nasdaq 100 Index	Mini-Future	263,208	0.67
TLPCIU	CH0328369100	UBS Bloomberg CMCI Copper TR Index	Tracker Certificate	246,974	0.63
RMASEV	CH1233970099	Nestlé S.A. / Novartis Sandoz	Barrier Reverse Convertible	244,500	0.62
NESL1Z	CH1305152196	Nestlé S.A.	Warrant	243,050	0.62
Z09J4Z	CH1329131986	EURO STOXX 50 PR Index / S&P 500	Barrier Reverse Convertible	239,370	0.61



SWISS DERIVATIVES DAILY REPORT

Warrants, Knock-Out Warrants, Barrier Reverse Convertibles, Tracker Certificates, Mini-Futures

Zuberbühler
associates AG

TURNOVER | OVERVIEW

Warrants	Total	Percent
Total	6,816,430	100.00
Nasdaq 100 Index	1,004,399	14.73
SMI	927,992	13.61
UBS Group AG	613,245	9.00
Nestlé S.A.	459,214	6.74
DAX Index	398,028	5.84
ABB	367,952	5.40
S&P 500 Index	335,955	4.93
Roche AG	270,409	3.97
Sandoz Group AG	178,400	2.62
Swisscom N	169,040	2.48
Holcim AG	161,040	2.36
Swissquote Group Hldg. S.A.	157,600	2.31
EURO STOXX 50 Index	143,731	2.11
Novartis AG	108,500	1.59
Zurich Insurance Group AG	106,920	1.57
VAT Group	83,935	1.23
Sonova Hldg. AG	67,923	1.00
AMS-OSRAM AG	67,628	0.99

Mini-Future	Total	Percent
Total	7,677,348	100.00
Nasdaq 100 Index	2,913,640	37.95
ICE Brent Crude Oil Front Month	1,878,622	24.47
UBS Group AG	426,472	5.55
DAX Index	340,798	4.44
SMI	319,515	4.16
Nvidia Corp.	153,254	2.00
Zurich Insurance Group AG	149,160	1.94
Amazon.com Inc.	123,450	1.61
ICE Cocoa Front Month Future	122,650	1.60
S&P 500 Index	121,510	1.58
Nestlé S.A.	119,503	1.56
Novartis AG	69,760	0.91
Logitech International SA	63,800	0.83
VAT Group	62,432	0.81

Barrier Reverse Convertible	Total	Percent
Total	6,958,094	100.00
EURO STOXX 50 PR Index / S&P 500	1,522,766	21.88
Nestlé S.A. / Novartis Sandoz	437,446	6.29
Lonza Group N / Sandoz Group AG /	391,315	5.62
Nestlé N / Novartis N / Roche GS /	374,728	5.39
Compagnie Financière Richemont SA /	369,732	5.31
Compagnie Financière Richemont SA /	332,358	4.78
EURO STOXX 50 / Nikkei 225 / S&P	287,240	4.13
Nestlé / Novartis / Roche GS	169,590	2.44
Clariant AG / Ems-Chemie Hldg. AG /	149,880	2.15
ABB / Nestlé S.A. / Novartis Sandoz	148,320	2.13
Novartis Sandoz Basket / Roche AG /	116,470	1.67
Nvidia Corp.	112,170	1.61

Warrants with Knock-Out	Total	Percent
Total	2,356,382	100.00
DAX Index	929,983	39.47
SMI	274,569	11.65
Nestlé S.A.	221,560	9.40
Silver (USD)	140,800	5.98
Givaudan	92,960	3.95
Swiss RE AG	79,240	3.36
Nvidia Corp.	78,140	3.32
Novartis AG	78,000	3.31
Dow Jones Industrial Average Index	71,236	3.02
Nasdaq 100 Index	69,488	2.95
UBS Group AG	42,600	1.81
Silver	30,662	1.30
S&P 500 Index	27,549	1.17
Gold (USD)	24,245	1.03

Tracker Certificate	Total	Percent
Total	12,527,426	100.00
Solactive Global Cyber Security	1,247,839	9.96
ZKB SMI Call-Schreiber Index	1,230,377	9.82
Year Basket	1,121,949	8.96
Swissquote Mega Cash Dividend	726,894	5.80
AR Swiss Exposure Basket	620,684	4.95
Orfi Patrimonia Index	534,052	4.26
E-services Portfolio	530,874	4.24
VT Swiss Research Basket	459,031	3.66
Bitcoin (XBTUSD)	451,074	3.60
Solactive Generative Artificial	438,360	3.50
ESPCS2 Basket	389,588	3.11
BG Valeur Financial Bond Strategy	307,222	2.45
UBS Bloomberg CMCI Copper TR Index	246,974	1.97
Swissquote Ambitious Portfolio Index	237,961	1.90



SWISS DERIVATIVES DAILY REPORT

Warrants, Knock-Out Warrants, Barrier Reverse Convertibles, Tracker Certificates, Mini-Futures

Zuberbühler
ASSOCIATES AG

TURNOVER | WARRANTS: CHF 6,816,430

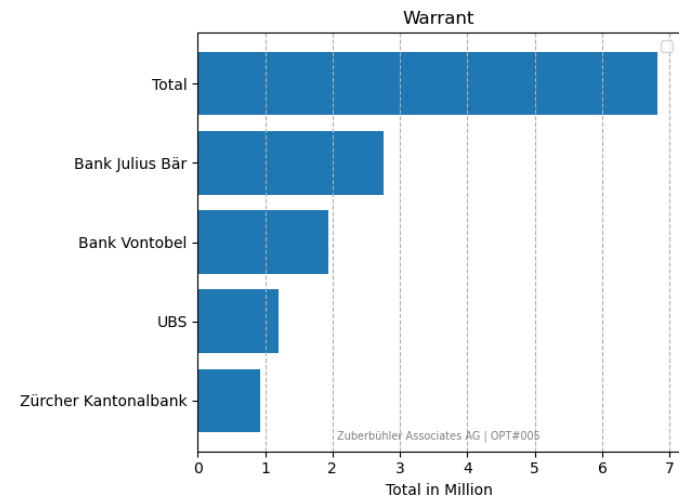


Figure 1: Warrants Turnover by Issuer

Issuer	Total	Percent
Total	6,816,430	100.00
Bank Julius Bär	2,750,312	40.35
Bank Vontobel	1,938,428	28.44
UBS	1,200,959	17.62
Zürcher Kantonalbank	926,732	13.60

Table 1: Warrants Turnover by Issuer

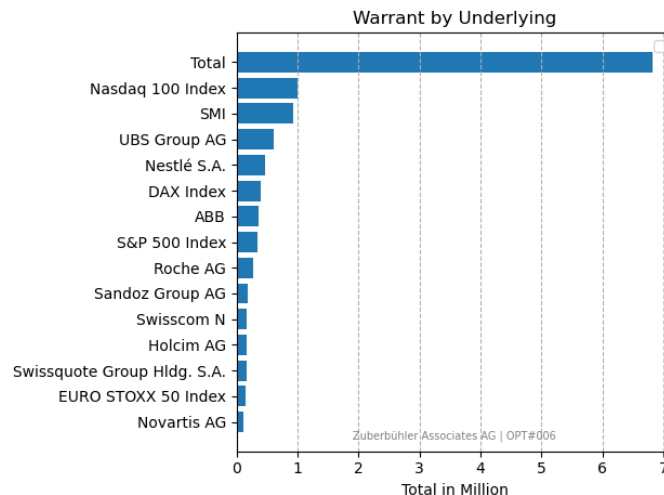


Figure 2: Warrants Turnover by Underlying

Warrants	Total	Percent
Total	6,816,430	100.00
Nasdaq 100 Index	1,004,399	14.73
SMI	927,992	13.61
UBS Group AG	613,245	9.00
Nestlé S.A.	459,214	6.74
DAX Index	398,028	5.84
ABB	367,952	5.40
S&P 500 Index	335,955	4.93
Roche AG	270,409	3.97
Sandoz Group AG	178,400	2.62
Swisscom N	169,040	2.48
Holcim AG	161,040	2.36
Swissquote Group Hldg. S.A.	157,600	2.31
EURO STOXX 50 Index	143,731	2.11
Novartis AG	108,500	1.59
Zurich Insurance Group AG	106,920	1.57
VAT Group	83,935	1.23
Sonova Hldg. AG	67,923	1.00
AMS-OSRAM AG	67,628	0.99

Table 2: Warrants Turnover by Underlying

Symbol	Total	Percent
Total	6,816,430	100.00
NDXAJB	587,985	8.63
AACRJB	279,192	4.10
WSPBNV	276,220	4.05
NESL1Z	243,050	3.57
ABVLJB	212,000	3.11
WSMBYV	192,600	2.83
SCZJJB	168,000	2.46
SMYWJB	137,465	2.02
ROTWJB	135,550	1.99
YUBSZU	134,409	1.97
SQNTJB	132,000	1.94
WESAUV	105,600	1.55
ZHOLKU	102,500	1.50
NESDJB	85,700	1.26
5UBS8U	73,550	1.08
WSDAWV	71,500	1.05
AMAFJB	62,000	0.91
WDAY2V	61,000	0.89
FHWMJB	60,750	0.89

Table 3: Warrants Turnover by Symbol



SWISS DERIVATIVES DAILY REPORT

Warrants, Knock-Out Warrants, Barrier Reverse Convertibles, Tracker Certificates, Mini-Futures

Zuberbühler
ASSOCIATES AG

TURNOVER | WARRANTS WITH KNOCK-OUT: CHF 2,356,382

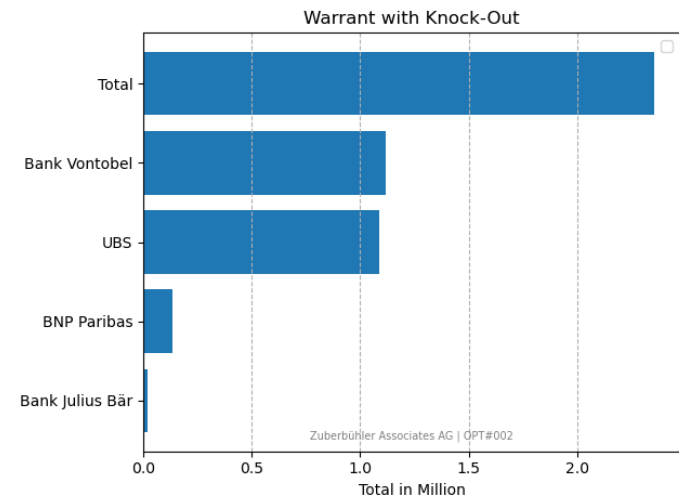


Figure 3: KO Warrants Turnover by Issuer

Issuer	Total	Percent
Total	2,356,382	100.00
Bank Vontobel	1,115,534	47.34
UBS	1,088,541	46.20
BNP Paribas	133,147	5.65
Bank Julius Bär	19,160	0.81

Table 4: Knock-Out Warrants by Issuer

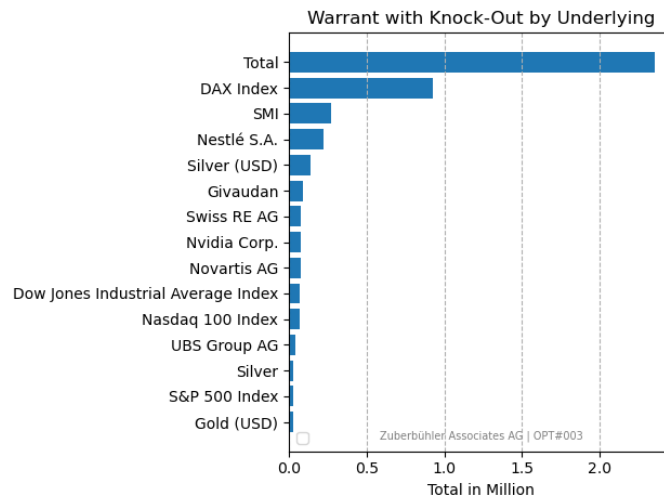


Figure 4: KO Warrants Turnover by Underlying

Warrants with Knock-Out	Total	Percent
Total	2,356,382	100.00
DAX Index	929,983	39.47
SMI	274,569	11.65
Nestlé S.A.	221,560	9.40
Silver (USD)	140,800	5.98
Givaudan	92,960	3.95
Swiss RE AG	79,240	3.36
Nvidia Corp.	78,140	3.32
Novartis AG	78,000	3.31
Dow Jones Industrial Average Index	71,236	3.02
Nasdaq 100 Index	69,488	2.95
UBS Group AG	42,600	1.81
Silver	30,662	1.30
S&P 500 Index	27,549	1.17
Gold (USD)	24,245	1.03

Table 5: Knock-Out Warrants by Underlying

Symbol	Total	Percent
Total	2,356,382	100.00
GDSA8U	287,120	12.18
ODAEGV	173,860	7.38
RNESOU	121,500	5.16
GDSA1U	100,200	4.25
UBSPLU	78,000	3.31
OSRAWV	78,000	3.31
VKXABP	73,800	3.13
OSIAQV	71,120	3.02
SSOM2U	52,400	2.22
OSIALV	51,170	2.17
UAZS3U	51,000	2.16
SDAAXV	44,350	1.88
KZAABP	43,860	1.86
SONED	42,800	1.82
OUBALV	42,600	1.81
SUU1BU	41,400	1.76
ODAAAV	37,157	1.58
SSOM0U	34,400	1.46
ONVANV	34,240	1.45

Table 6: Knock-Out Warrants by Symbol



SWISS DERIVATIVES DAILY REPORT

Warrants, Knock-Out Warrants, Barrier Reverse Convertibles, Tracker Certificates, Mini-Futures

Zuberbühler
ASSOCIATES AG

TURNOVER | BARRIER REVERSE CONVERTIBLES: CHF 6,958,094

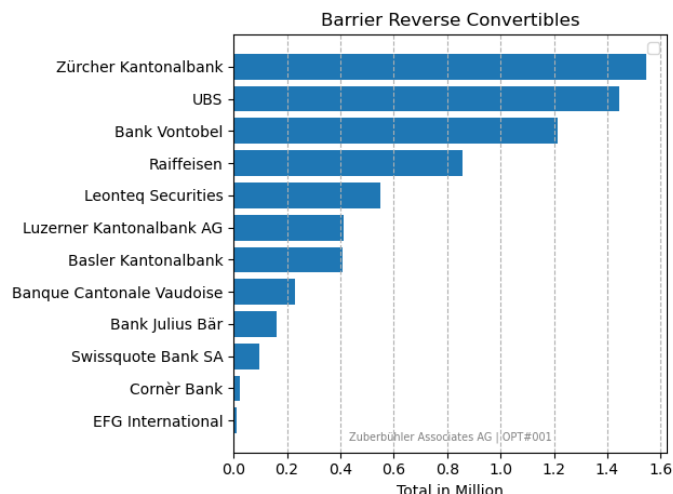


Figure 5: Barrier Reverse Convertibles Turnover by Issuer

Issuer	Total	Percent
Zürcher Kantonalbank	1,546,598	22.23
UBS	1,444,630	20.76
Bank Vontobel	1,212,524	17.43
Raiffeisen	858,891	12.34
Leonteq Securities	548,938	7.89
Luzerner Kantonalbank AG	413,786	5.95
Basler Kantonalbank	409,784	5.89
Banque Cantonale Vaudoise	228,812	3.29
Bank Julius Bär	160,884	2.31
Swissquote Bank SA	97,908	1.41
Cornèr Bank	22,106	0.32
EFG International	13,233	0.19

Table 7: BRC Turnover by Issuer

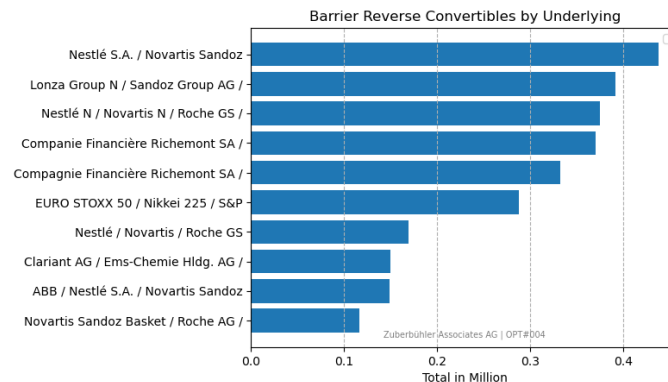


Figure 6: Barrier Reverse Convertibles by Underlying

Barrier Reverse Convertible	Total	Percent
Total	6,958,094	100.00
EURO STOXX 50 PR Index / S&P 500	1,522,766	21.88
Nestlé S.A. / Novartis Sandoz	437,446	6.29
Lonza Group N / Sandoz Group AG /	391,315	5.62
Nestlé N / Novartis N / Roche GS /	374,728	5.39
Compagnie Financière Richemont SA /	369,732	5.31
Compagnie Financière Richemont SA /	332,358	4.78
EURO STOXX 50 / Nikkei 225 / S&P	287,240	4.13
Nestlé / Novartis / Roche GS	169,590	2.44
Clariant AG / Ems-Chemie Hldg. AG /	149,880	2.15
ABB / Nestlé S.A. / Novartis Sandoz	148,320	2.13
Novartis Sandoz Basket / Roche AG /	116,470	1.67
Nvidia Corp.	112,170	1.61

Table 8: BRC Turnover by Underlying

Symbol	Total	Percent
Total	6,958,094	100.00
Z08FNZ	330,030	4.74
RMAQ1V	279,950	4.02
RMASEV	244,500	3.51
Z09J4Z	239,370	3.44
LAYZLK	199,020	2.86
Z09B2Z	191,850	2.76
NHHRCH	149,880	2.15
KOPQDU	149,836	2.15
BEQBKB	148,320	2.13
Z08ZUZ	143,740	2.07
RMACVV	133,560	1.92
LWJOLK	124,533	1.79
RMBS9V	120,000	1.72
KNOBDU	99,050	1.42

Table 9: BRC Turnover by Symbol



SWISS DERIVATIVES DAILY REPORT

Warrants, Knock-Out Warrants, Barrier Reverse Convertibles, Tracker Certificates, Mini-Futures

Zuberbühler
ASSOCIATES AG

TURNOVER | TRACKER CERTIFICATES: CHF 12,527,426

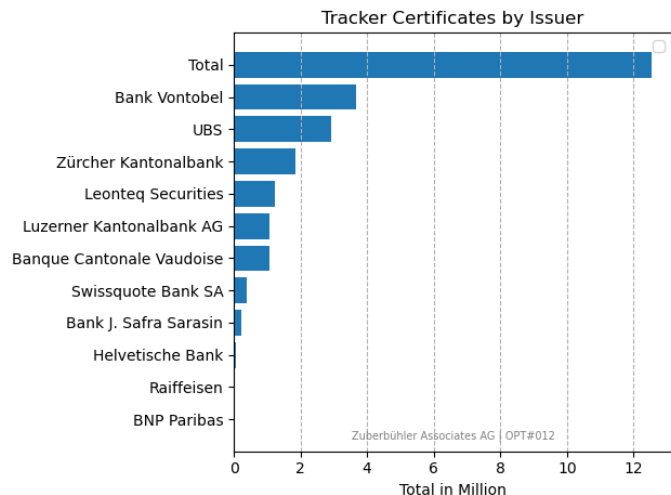


Figure 7: Tracker Certificates Turnover by Issuer

Issuer	Total	Percent
Total	12,527,426	100.00
Bank Vontobel	3,679,971	29.38
UBS	2,926,711	23.36
Zürcher Kantonalbank	1,859,450	14.84
Leonteq Securities	1,222,808	9.76
Luzerner Kantonalbank AG	1,083,400	8.65
Banque Cantonale Vaudoise	1,068,017	8.53
Swissquote Bank SA	397,061	3.17
Bank J. Safra Sarasin	219,826	1.75
Helvetische Bank	51,026	0.41
Raiffeisen	12,263	0.10
BNP Paribas	6,893	0.06

Table 10: Tracker Certificate Turnover by Issuer

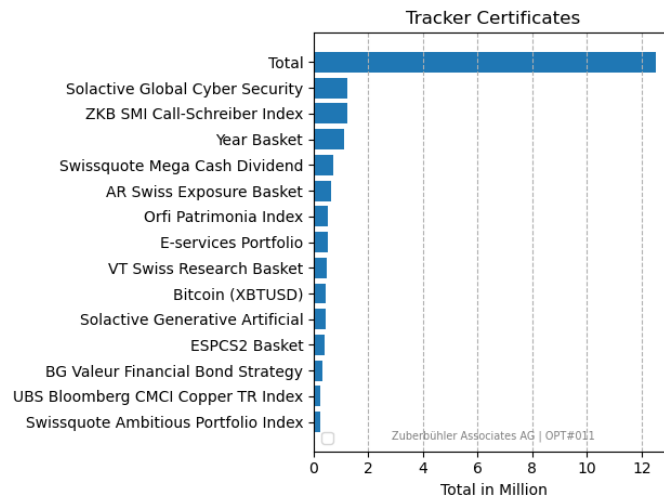


Figure 8: Tracker Certificates by Underlying

Tracker Certificate	Total	Percent
Total	12,527,426	100.00
Solactive Global Cyber Security	1,247,839	9.96
ZKB SMI Call-Schreiber Index	1,230,377	9.82
Year Basket	1,121,949	8.96
Swissquote Mega Cash Dividend	726,894	5.80
AR Swiss Exposure Basket	620,684	4.95
Orfi Patrimonia Index	534,052	4.26
E-services Portfolio	530,874	4.24
VT Swiss Research Basket	459,031	3.66
Bitcoin (XBTUSD)	451,074	3.60
Solactive Generative Artificial	438,360	3.50
ESPCS2 Basket	389,588	3.11
BG Valeur Financial Bond Strategy	307,222	2.45
UBS Bloomberg CMCI Copper TR Index	246,974	1.97
Swissquote Ambitious Portfolio Index	237,961	1.90

Table 11: Tracker Certificate by Underlying

Symbol	Total	Percent
Total	12,527,426	100.00
KCFKDU	1,242,945	9.92
ZSMIAZ	1,230,377	9.82
ZRTOPV	1,121,949	8.96
CASHLK	726,894	5.80
0610BC	620,684	4.95
PSTHZV	534,052	4.26
AEIOUU	530,874	4.24
Z44AAV	459,031	3.66
GENAIU	438,360	3.50
ESPCS2	389,588	3.11
PSTXBV	307,222	2.45
TLPCIU	246,974	1.97
AMBTSQ	237,961	1.90
PSTC8V	228,216	1.82

Table 12: Tracker Certificate Turnover by Symbol



SWISS DERIVATIVES DAILY REPORT

Warrants, Knock-Out Warrants, Barrier Reverse Convertibles, Tracker Certificates, Mini-Futures

Zuberbühler
associates AG

TURNOVER | MINI-FUTURE: CHF 7,677,348

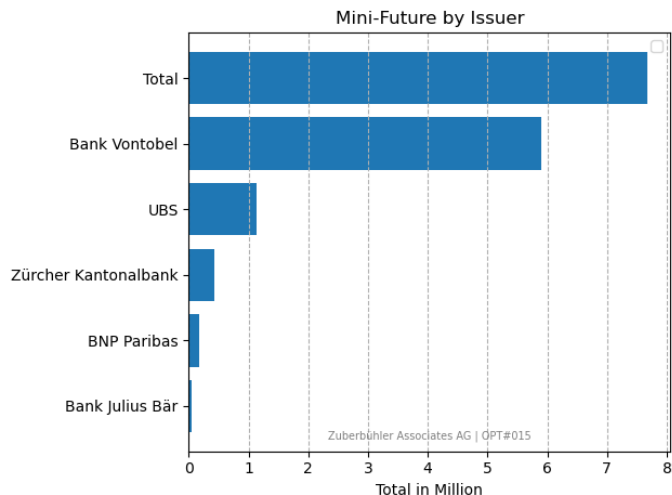


Figure 9: Mini-Future Turnover by Issuer

Issuer	Total	Percent
Total	7,677,348	100.00
Bank Vontobel	5,893,252	76.76
UBS	1,136,668	14.81
Zürcher Kantonalbank	427,614	5.57
BNP Paribas	166,326	2.17
Bank Julius Bär	53,488	0.70

Table 13: Mini-Future Turnover by Issuer

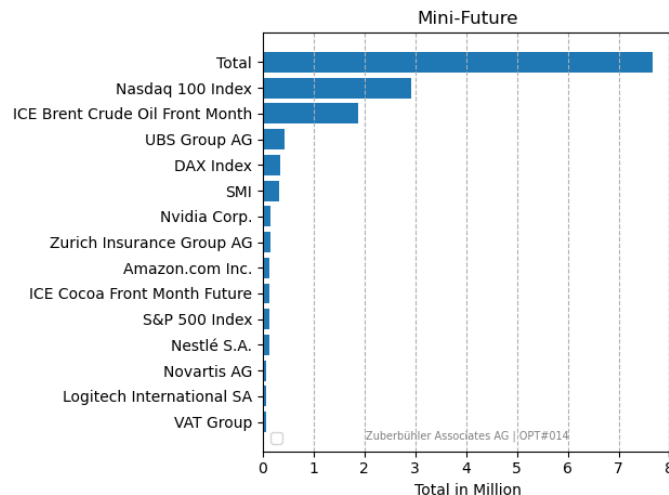


Figure 10: Mini-Future by Underlying

Mini-Future	Total	Percent
Total	7,677,348	100.00
Nasdaq 100 Index	2,913,640	37.95
ICE Brent Crude Oil Front Month	1,878,622	24.47
UBS Group AG	426,472	5.55
DAX Index	340,798	4.44
SMI	319,515	4.16
Nvidia Corp.	153,254	2.00
Zurich Insurance Group AG	149,160	1.94
Amazon.com Inc.	123,450	1.61
ICE Cocoa Front Month Future	122,650	1.60
S&P 500 Index	121,510	1.58
Nestlé S.A.	119,503	1.56
Novartis AG	69,760	0.91
Logitech International SA	63,800	0.83
VAT Group	62,432	0.81

Table 14: Mini-Future by Underlying

Symbol	Total	Percent
Total	7,677,348	100.00
MNAC5V	2,422,520	31.55
MCOARV	815,000	10.62
MCOBJV	625,880	8.15
MCOB1V	437,742	5.70
2SNDXU	263,208	3.43
MUBAKV	230,335	3.00
IDAKLZ	139,800	1.82
ZUIRDU	138,500	1.80
MCCBAV	119,250	1.55
UOGABP	94,400	1.23
MNADMV	87,125	1.13
MSMB3V	77,140	1.00
MAMA8V	63,700	0.83
IDAUGZ	52,100	0.68

Table 15: Mini-Future Turnover by Symbol