



SWISS DERIVATIVES DAILY REPORT

Warrants, Knock-Out Warrants, Barrier Reverse Convertibles, Tracker Certificates, Mini-Futures

Zuberbühler
associates AG

TURNOVER | OVERVIEW

Issuer	Total	Percent	Underlying	Turnover	Percent
Total	57,481,019	100.00	Nasdaq 100 Index	3,440,399	5.99
Bank Vontobel	21,303,761	37.06	Bitcoin (XBTUSD)	3,313,607	5.76
Zürcher Kantonalbank	10,467,208	18.21	SMI	2,945,400	5.12
Leonteq Securities	6,072,931	10.57	EURO STOXX 50 PR Index / S&P 500	2,471,233	4.30
UBS	5,599,458	9.74	Ethereum	2,233,870	3.89
Bank Julius Bär	3,857,947	6.71	DAX Index	1,948,449	3.39
Banque Cantonale Vaudoise	3,720,349	6.47	Dow Jones Industrial Average Index	1,227,890	2.14
Raiffeisen	2,122,292	3.69	MGF Nachhaltige Aktien h CHF Basket	1,198,072	2.08
Luzerner Kantonalbank AG	1,522,941	2.65	MGF Swiss Small & Mid Caps Basket	1,110,053	1.93
BNP Paribas	741,340	1.29	EURO STOXX 50 Index	1,052,498	1.83
Swissquote Bank SA	689,251	1.20	Bitcoin Future Dec 2020	1,048,285	1.82
EFG International	508,242	0.88	Roche AG	976,065	1.70
Basler Kantonalbank	321,782	0.56	AMS-OSRAM AG	942,008	1.64
Cornèr Bank	156,686	0.27	UBS Group AG	918,759	1.60
Banque Int. à Luxembourg	119,662	0.21	S&P 500 Index	909,566	1.58
Helvetische Bank	113,900	0.20	MGF Next-Gen CHF Basket	887,353	1.54
Bank J. Safra Sarasin	95,882	0.17	Compagnie Financière Richemont SA /	875,471	1.52
Société Générale	67,390	0.12	Actions Intell Art Basket VII	799,014	1.39
			Nvidia Corp.	795,387	1.38
			MGFINFRA Basket	748,127	1.30

Symbol	ISIN	Underlying	Product Type	Turnover	Percent
ZXBABV	CH0553380269	Bitcoin (XBTUSD)	Tracker Certificate	1,324,867	2.30
MGDURZ	CH0429809947	MGF Nachhaltige Aktien h CHF Basket	Tracker Certificate	1,198,072	2.08
0382BC	CH0473346366	MGF Swiss Small & Mid Caps Basket	Tracker Certificate	1,110,053	1.93
OINCOV	CH1349621156	Dow Jones Industrial Average Index	Warrant with Knock-Out	1,034,160	1.80
ZXBAAV	CH0553378750	Bitcoin (XBTUSD)	Tracker Certificate	1,001,455	1.74
ZXEA AV	CH0595157238	Ethereum	Tracker Certificate	986,632	1.72
MGNEXZ	CH0566785363	MGF Next-Gen CHF Basket	Tracker Certificate	887,353	1.54
DEHTHQ	CH1143298599	Ethereum	Tracker Certificate	851,179	1.48
MBTAMV	CH1236734799	Bitcoin Future Dec 2020	Mini-Future	818,542	1.42
0378BC	CH0470802635	Actions Intell Art Basket VII	Tracker Certificate	799,014	1.39
0541BC	CH0551342501	MGFINFRA Basket	Tracker Certificate	748,127	1.30
UESACV	CH1235102386	EURO STOXX 50 Index	Capital Protection Note with Participation	687,510	1.20
MDCAGV	CH1197293538	Ether Future AUG 2021	Mini-Future	606,300	1.05
MGBIOZ	CH0566799133	MGF BioSciences hCHF Basket	Tracker Certificate	603,372	1.05
MNAC5V	CH1349622113	Nasdaq 100 Index	Mini-Future	563,370	0.98
UOGABP	CH1332885172	Nasdaq 100 Index	Mini-Future	553,000	0.96
CASHLK	CH1121318872	Swissquote Mega Cash Dividend	Tracker Certificate	551,150	0.96
NDROJB	CH1354907151	Nasdaq 100 Index	Warrant	546,000	0.95
Z09BUZ	CH1329118736	Givaudan / Holcim AG / Swiss Life	Barrier Reverse Convertible	534,655	0.93
RAMAQV	CH1323531132	AMS-OSRAM AG	Barrier Reverse Convertible	463,000	0.81
RAMAHV	CH1354577921	AMS-OSRAM AG	Barrier Reverse Convertible	462,430	0.80
NDXAJB	CH1360198209	Nasdaq 100 Index	Warrant	441,046	0.77
SOLUTQ	CH0596616539	Solana Currency	Tracker Certificate	410,877	0.71
ZSLACV	CH0292584890	Cyber Security Performance Index	Tracker Certificate	343,999	0.60
CBTCTQ	CH0481487970	Bitcoin (XBTUSD)	Tracker Certificate	333,413	0.58
FNVAGV	CH1194351388	Nvidia Corp.	Constant Leverage Certificate	329,678	0.57
IBDBIZ	CH0429808832	Direktbesitz Immobilien Basket	Tracker Certificate	327,870	0.57
CXRPTQ	CH0481488010	Ripple	Tracker Certificate	294,020	0.51
NJURCH	CH1282071286	ABB N / Kühne & Nagel Intl. AG /	Barrier Reverse Convertible	291,142	0.51
MMSAAV	CH0299657095	Microsoft Corp.	Mini-Future	288,200	0.50



SWISS DERIVATIVES DAILY REPORT

Warrants, Knock-Out Warrants, Barrier Reverse Convertibles, Tracker Certificates, Mini-Futures

Zuberbühler
associates AG

TURNOVER | OVERVIEW

Warrants	Total	Percent
Total	8,542,930	100.00
Nasdaq 100 Index	1,697,479	19.87
SMI	1,428,850	16.73
DAX Index	1,038,339	12.15
UBS Group AG	569,075	6.66
Nestlé S.A.	368,785	4.32
Sandoz Group AG	328,165	3.84
S&P 500 Index	304,855	3.57
Roche AG	293,013	3.43
Swissquote Group Hldg. S.A.	240,912	2.82
Nvidia Corp.	211,205	2.47
ABB	192,921	2.26
EURO STOXX 50 Index	160,195	1.88
DOCMORRIS AG	146,600	1.72
Geberit AG	135,920	1.59
Nikkei 225 Index	117,710	1.38
Apple Inc.	114,765	1.34
Swiss RE AG	86,530	1.01
Lonza Group N	82,345	0.96

Mini-Future	Total	Percent
Total	8,543,919	100.00
Nasdaq 100 Index	1,608,965	18.83
Bitcoin Future Dec 2020	1,048,285	12.27
Ether Future AUG 2021	627,526	7.34
S&P 500 Index	532,084	6.23
SMI	481,220	5.63
DAX Index	459,042	5.37
Platinum (USD)	390,715	4.57
Microsoft Corp.	371,099	4.34
ICE Brent Crude Oil Front Month	286,069	3.35
Roche AG	269,695	3.16
UBS Group AG	267,179	3.13
Meta Platforms Inc.	248,410	2.91
ABB	197,731	2.31
EURO STOXX 50 Index	194,426	2.28

Barrier Reverse Convertible	Total	Percent
Total	12,125,232	100.00
EURO STOXX 50 PR Index / S&P 500	2,471,233	20.38
AMS-OSRAM AG	930,817	7.68
Compagnie Financière Richemont SA /	875,471	7.22
Givaudan / Holcim AG / Swiss Life	534,655	4.41
Companie Financière Richemont SA /	517,593	4.27
ABB N / Kühne & Nagel Intl. AG /	291,142	2.40
Commerzbank AG / Société Générale	269,635	2.22
Nestlé S.A. / Novartis Sandoz	269,005	2.22
Advanced Micro Devices Inc. / Intel	254,524	2.10
Alstom S.A. / Siemens AG / Stadler	245,435	2.02
Logitech International SA / Temenos	230,075	1.90
Nestlé / Novartis / Roche GS	229,425	1.89

Warrants with Knock-Out	Total	Percent
Total	2,928,973	100.00
Dow Jones Industrial Average Index	1,038,888	35.47
DAX Index	373,260	12.74
Silver (USD)	237,868	8.12
Gold (USD)	174,824	5.97
Devisen USD/JPY	155,400	5.31
SMI	104,022	3.55
Nasdaq 100 Index	102,416	3.50
Nestlé S.A.	92,890	3.17
Swiss RE AG	82,700	2.82
Nvidia Corp.	74,535	2.54
Givaudan	66,600	2.27
S&P 500 Index	54,976	1.88
UBS Group AG	33,818	1.15
Silver	31,925	1.09

Tracker Certificate	Total	Percent
Total	21,002,025	100.00
Bitcoin (XBTUSD)	3,313,607	15.78
Ethereum	2,233,870	10.64
MGF Nachhaltige Aktien h CHF Basket	1,198,072	5.70
MGF Swiss Small & Mid Caps Basket	1,110,053	5.29
MGF Next-Gen CHF Basket	887,353	4.23
Actions Intell Art Basket VII	799,014	3.80
MGFINFRA Basket	748,127	3.56
Solana Currency	692,485	3.30
MGF BioSciences hCHF Basket	603,372	2.87
Swissquote Mega Cash Dividend	551,150	2.62
Cyber Security Performance Index	377,560	1.80
Direktbesitz Immobilien Basket	354,886	1.69
Ripple	294,020	1.40
Aktienperlen Schweiz	287,456	1.37



SWISS DERIVATIVES DAILY REPORT

Warrants, Knock-Out Warrants, Barrier Reverse Convertibles, Tracker Certificates, Mini-Futures

Zuberbühler
associates AG

TURNOVER | WARRANTS: CHF 8,542,930

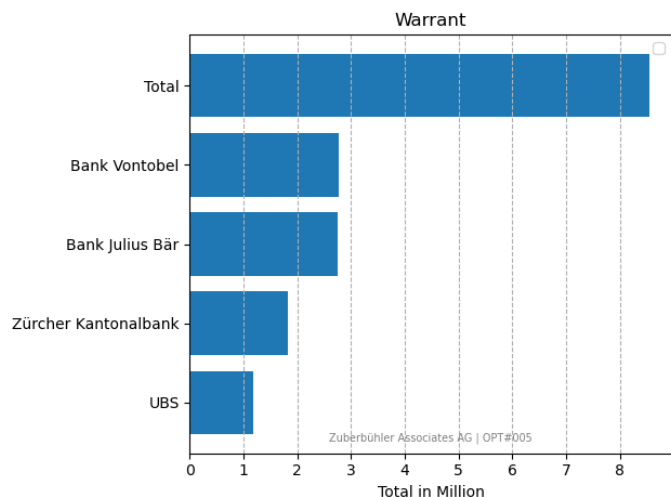


Figure 1: Warrants Turnover by Issuer

Issuer	Total	Percent
Total	8,542,930	100.00
Bank Vontobel	2,777,105	32.51
Bank Julius Bär	2,747,042	32.16
Zürcher Kantonalbank	1,833,058	21.46
UBS	1,185,726	13.88

Table 1: Warrants Turnover by Issuer

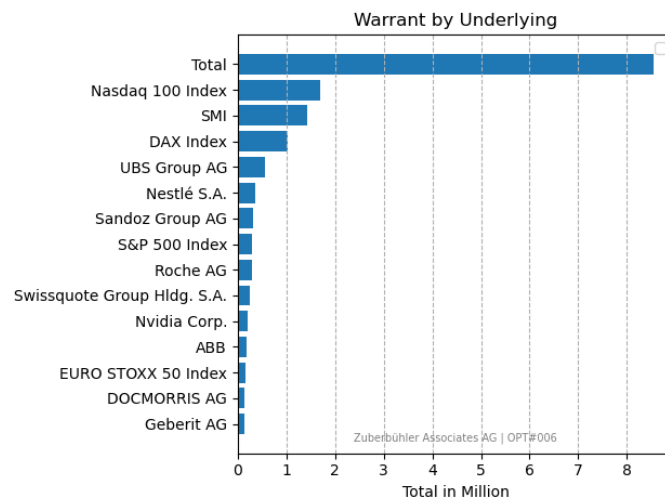


Figure 2: Warrants Turnover by Underlying

Warrants	Total	Percent
Total	8,542,930	100.00
Nasdaq 100 Index	1,697,479	19.87
SMI	1,428,850	16.73
DAX Index	1,038,339	12.15
UBS Group AG	569,075	6.66
Nestlé S.A.	368,785	4.32
Sandoz Group AG	328,165	3.84
S&P 500 Index	304,855	3.57
Roche AG	293,013	3.43
Swissquote Group Hldg. S.A.	240,912	2.82
Nvidia Corp.	211,205	2.47
ABB	192,921	2.26
EURO STOXX 50 Index	160,195	1.88
DOCMORRIS AG	146,600	1.72
Geberit AG	135,920	1.59
Nikkei 225 Index	117,710	1.38
Apple Inc.	114,765	1.34
Swiss RE AG	86,530	1.01
Lonza Group N	82,345	0.96

Table 2: Warrants Turnover by Underlying

Symbol	Total	Percent
Total	8,542,930	100.00
NDROJB	546,000	6.39
NDXAJB	441,046	5.16
SDZQJB	272,000	3.18
SYPQJB	219,200	2.57
U3BS9U	190,500	2.23
WNAZCV	154,950	1.81
WDAZSV	143,000	1.67
NESL1Z	141,900	1.66
UBSVPZ	140,690	1.65
WABATV	138,861	1.63
GEZPJB	134,000	1.57
DAX30Z	129,650	1.52
WNAPVV	123,722	1.45
DAXJ8Z	115,500	1.35
WNANEV	112,910	1.32
WESAUU	106,750	1.25
WDAVBV	104,910	1.23
SMYWJB	95,280	1.12
DAX4WZ	92,500	1.08

Table 3: Warrants Turnover by Symbol



SWISS DERIVATIVES DAILY REPORT

Warrants, Knock-Out Warrants, Barrier Reverse Convertibles, Tracker Certificates, Mini-Futures

Zuberbühler
ASSOCIATES AG

TURNOVER | WARRANTS WITH KNOCK-OUT: CHF 2,928,973

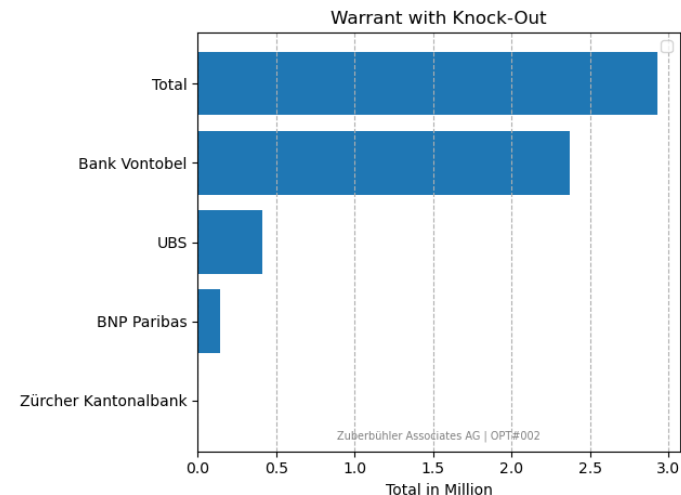


Figure 3: KO Warrants Turnover by Issuer

Issuer	Total	Percent
Total	2,928,973	100.00
Bank Vontobel	2,371,017	80.95
UBS	410,861	14.03
BNP Paribas	143,153	4.89
Zürcher Kantonalbank	3,942	0.13

Table 4: Knock-Out Warrants by Issuer

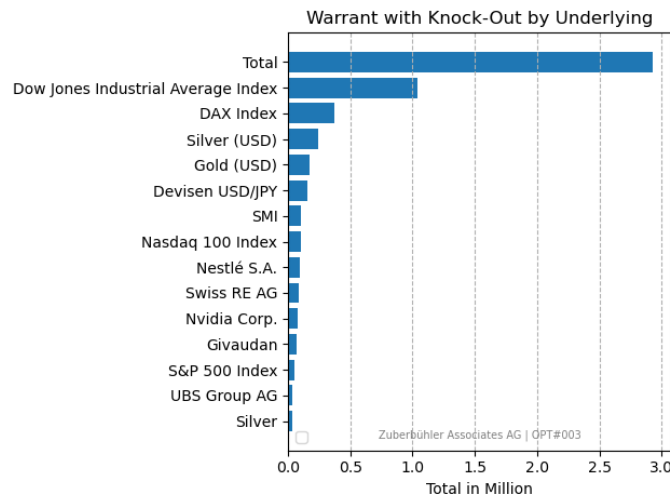


Figure 4: KO Warrants Turnover by Underlying

Warrants with Knock-Out	Total	Percent
Total	2,928,973	100.00
Dow Jones Industrial Average Index	1,038,888	35.47
DAX Index	373,260	12.74
Silver (USD)	237,868	8.12
Gold (USD)	174,824	5.97
Devisen USD/JPY	155,400	5.31
SMI	104,022	3.55
Nasdaq 100 Index	102,416	3.50
Nestlé S.A.	92,890	3.17
Swiss RE AG	82,700	2.82
Nvidia Corp.	74,535	2.54
Givaudan	66,600	2.27
S&P 500 Index	54,976	1.88
UBS Group AG	33,818	1.15
Silver	31,925	1.09

Table 5: Knock-Out Warrants by Underlying

Symbol	Total	Percent
Total	2,928,973	100.00
OINCOV	1,034,160	35.31
OUSA9V	155,400	5.31
GDSA9U	87,800	3.00
OSRAWV	81,000	2.77
VKXABP	66,600	2.27
GDSAYU	64,500	2.20
OSIALV	62,280	2.13
OGOB6V	52,200	1.78
OSIAIV	50,778	1.73
ONACAV	50,450	1.72
OGOCIV	47,920	1.64
ODAAPV	42,400	1.45
OSPBEV	40,958	1.40
RNESOU	38,900	1.33
OSIADV	35,200	1.20
OUBATV	33,818	1.15
OSIA3V	30,650	1.05
SOGDH	30,560	1.04
OGOB0V	29,950	1.02

Table 6: Knock-Out Warrants by Symbol



SWISS DERIVATIVES DAILY REPORT

Warrants, Knock-Out Warrants, Barrier Reverse Convertibles, Tracker Certificates, Mini-Futures

Zuberbühler
associates AG

TURNOVER | BARRIER REVERSE CONVERTIBLES: CHF 12,125,232

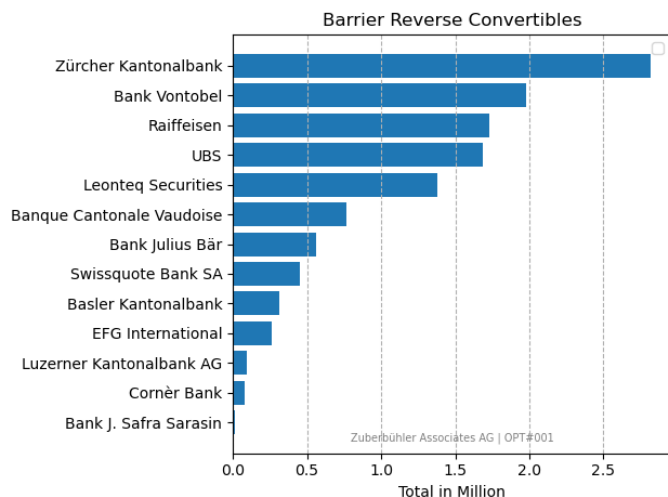


Figure 5: Barrier Reverse Convertibles Turnover by Issuer

Issuer	Total	Percent
Zürcher Kantonalbank	2,815,677	23.22
Bank Vontobel	1,975,561	16.29
Raiffeisen	1,727,077	14.24
UBS	1,684,439	13.89
Leonteq Securities	1,382,949	11.41
Banque Cantonale Vaudoise	768,196	6.34
Bank Julius Bär	558,822	4.61
Swissquote Bank SA	452,137	3.73
Basler Kantonalbank	313,925	2.59
EFG International	263,734	2.18
Luzerner Kantonalbank AG	92,160	0.76
Cornèr Bank	76,284	0.63
Bank J. Safra Sarasin	14,272	0.12

Table 7: BRC Turnover by Issuer

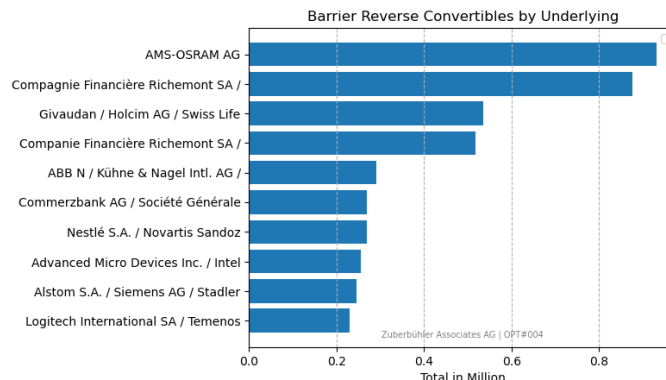


Figure 6: Barrier Reverse Convertibles by Underlying

Barrier Reverse Convertible	Total	Percent
Total	12,125,232	100.00
EURO STOXX 50 PR Index / S&P 500	2,471,233	20.38
AMS-OSRAM AG	930,817	7.68
Compagnie Financière Richemont SA /	875,471	7.22
Givaudan / Holcim AG / Swiss Life	534,655	4.41
Compagnie Financière Richemont SA /	517,593	4.27
ABB N / Kühne & Nagel Intl. AG /	291,142	2.40
Commerzbank AG / Société Générale	269,635	2.22
Nestlé S.A. / Novartis Sandoz	269,005	2.22
Advanced Micro Devices Inc. / Intel	254,524	2.10
Alstom S.A. / Siemens AG / Stadler	245,435	2.02
Logitech International SA / Temenos	230,075	1.90
Nestlé / Novartis / Roche GS	229,425	1.89

Table 8: BRC Turnover by Underlying

Symbol	Total	Percent
Total	12,125,232	100.00
Z09BUZ	534,655	4.41
RAMAQV	463,000	3.82
RAMAHV	462,430	3.81
NJURCH	291,142	2.40
AADDTQ	269,635	2.22
WILLTQ	241,050	1.99
KOBVDU	216,165	1.78
Z087ZZ	213,805	1.76
NGFRCH	198,120	1.63
KOTGDU	197,300	1.63
Z23AMZ	196,405	1.62
MBMJJB	195,500	1.61
Z080IZ	191,654	1.58
0892BC	179,682	1.48

Table 9: BRC Turnover by Symbol



SWISS DERIVATIVES DAILY REPORT

Warrants, Knock-Out Warrants, Barrier Reverse Convertibles, Tracker Certificates, Mini-Futures

Zuberbühler
ASSOCIATES AG

TURNOVER | TRACKER CERTIFICATES: CHF 21,002,025

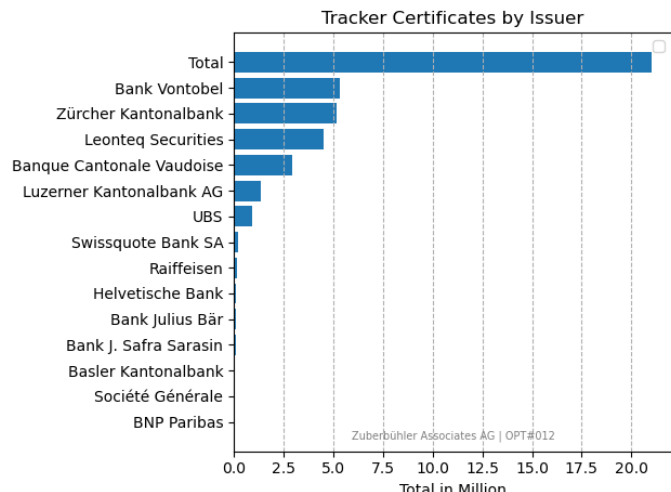


Figure 7: Tracker Certificates Turnover by Issuer

Issuer	Total	Percent
Total	21,002,025	100.00
Bank Vontobel	5,352,669	25.49
Zürcher Kantonalbank	5,185,041	24.69
Leonteq Securities	4,527,160	21.56
Banque Cantonale Vaudoise	2,952,153	14.06
Luzerner Kantonalbank AG	1,353,279	6.44
UBS	920,378	4.38
Swissquote Bank SA	231,942	1.10
Raiffeisen	171,697	0.82
Helvetische Bank	113,900	0.54
Bank Julius Bär	97,807	0.47
Bank J. Safra Sarasin	81,609	0.39
Basler Kantonalbank	7,856	0.04
Société Générale	4,635	0.02
BNP Paribas	1,900	0.01

Table 10: Tracker Certificate Turnover by Issuer

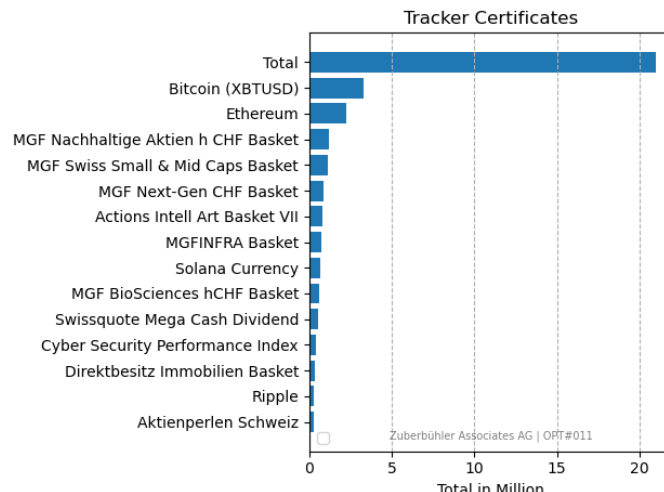


Figure 8: Tracker Certificates by Underlying

Tracker Certificate	Total	Percent
Total	21,002,025	100.00
Bitcoin (XBTUSD)	3,313,607	15.78
Ethereum	2,233,870	10.64
MGF Nachhaltige Aktien h CHF Basket	1,198,072	5.70
MGF Swiss Small & Mid Caps Basket	1,110,053	5.29
MGF Next-Gen CHF Basket	887,353	4.23
Actions Intell Art Basket VII	799,014	3.80
MGFINFRA Basket	748,127	3.56
Solana Currency	692,485	3.30
MGF BioSciences hCHF Basket	603,372	2.87
Swissquote Mega Cash Dividend	551,150	2.62
Cyber Security Performance Index	377,560	1.80
Direktbesitz Immobilien Basket	354,886	1.69
Ripple	294,020	1.40
Aktienperlen Schweiz	287,456	1.37

Table 11: Tracker Certificate by Underlying

Symbol	Total	Percent
Total	21,002,025	100.00
ZXBABV	1,324,867	6.31
MGDURZ	1,198,072	5.70
0382BC	1,110,053	5.29
ZXBAAV	1,001,455	4.77
ZXEAAV	986,632	4.70
MGNEXZ	887,353	4.23
DEHTQ	851,179	4.05
0378BC	799,014	3.80
0541BC	748,127	3.56
MGBIOZ	603,372	2.87
CASHLK	551,150	2.62
SOLUTQ	410,877	1.96
ZSLACV	343,999	1.64
CBTCTQ	333,413	1.59

Table 12: Tracker Certificate Turnover by Symbol



SWISS DERIVATIVES DAILY REPORT

Warrants, Knock-Out Warrants, Barrier Reverse Convertibles, Tracker Certificates, Mini-Futures

Zuberbühler
associates AG

TURNOVER | MINI-FUTURE: CHF 8,543,919

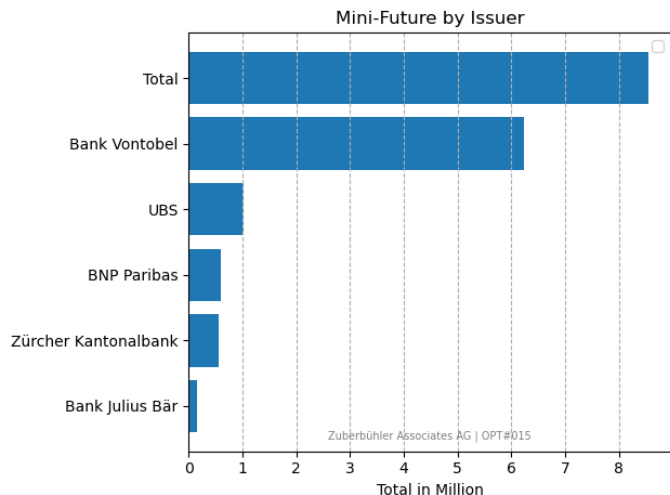


Figure 9: Mini-Future Turnover by Issuer

Issuer	Total	Percent
Total	8,543,919	100.00
Bank Vontobel	6,228,975	72.91
UBS	1,028,022	12.03
BNP Paribas	592,771	6.94
Zürcher Kantonalbank	549,587	6.43
Bank Julius Bär	144,564	1.69

Table 13: Mini-Future Turnover by Issuer

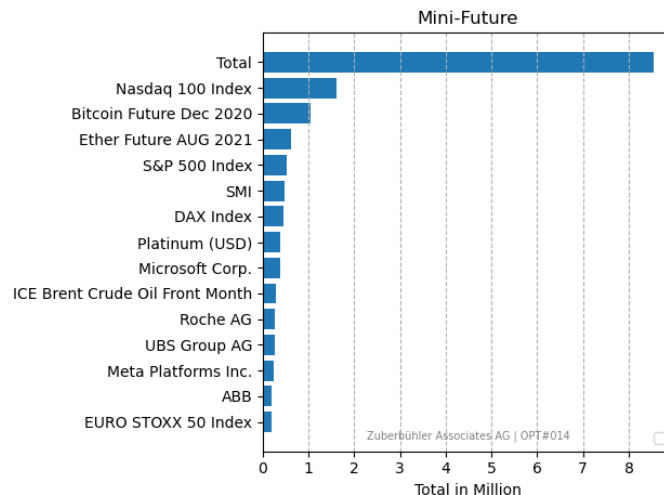


Figure 10: Mini-Future by Underlying

Mini-Future	Total	Percent
Total	8,543,919	100.00
Nasdaq 100 Index	1,608,965	18.83
Bitcoin Future Dec 2020	1,048,285	12.27
Ether Future AUG 2021	627,526	7.34
S&P 500 Index	532,084	6.23
SMI	481,220	5.63
DAX Index	459,042	5.37
Platinum (USD)	390,715	4.57
Microsoft Corp.	371,099	4.34
ICE Brent Crude Oil Front Month	286,069	3.35
Roche AG	269,695	3.16
UBS Group AG	267,179	3.13
Meta Platforms Inc.	248,410	2.91
ABB	197,731	2.31
EURO STOXX 50 Index	194,426	2.28

Table 14: Mini-Future by Underlying

Symbol	Total	Percent
Total	8,543,919	100.00
MBTAMV	818,542	9.58
MDCAGV	606,300	7.10
MNAC5V	563,370	6.59
UOGABP	553,000	6.47
MMSAAV	288,200	3.37
MSPBDV	277,390	3.25
MMEAZV	248,200	2.90
MCOAQV	222,500	2.60
UBGNSU	219,050	2.56
MPLAHV	187,800	2.20
MESBOV	181,910	2.13
MROGI	159,564	1.87
IDAVLZ	144,190	1.69
MSMB3V	122,935	1.44

Table 15: Mini-Future Turnover by Symbol