



SWISS ETF DAILY REPORT

Swiss Exchange Traded Funds Overview Report

Zuberbühler
associates AG

TURNOVER: CHF 378,643,829

ShortName	Issuer	ValorSymbol	ISIN	Turnover	Percent
UBSETF GLOBAL GENDER USD ACC	UBS	GENDER	IE00BDR5GV14	45,036,179	11.89
UBSETF S&P 500 ESG USD ACC	UBS	S5ESG	IE00BHXMHL11	15,445,443	4.08
iSh USD TreasBnd 7-10 USD D	iShares	IBTM	IE00B1FZS798	12,870,696	3.40
HSBC MSCI WORLD UCITS ETF	Deutsche Bank	HMWO	IE00B4X9L533	9,499,902	2.51
iSh MSCI USA SRI USD A	iShares	SUAS	IE00BYVJRR92	8,394,734	2.22
Fidelity SRE Japan Equity ETF	others	FJPR	IE00BNGFMX61	8,269,668	2.18
iSh MSCI Europ SRI EUR A	iShares	IESE	IE00B52VJ196	6,369,594	1.68
iSh Cor MSCI EM IMI USD A	iShares	EIMI	IE00BKM4GZ66	6,013,677	1.59
UBSETF MSCI EMU EUR ACC	UBS	EMUAA	LU0950668870	5,665,765	1.50
SPDR MSCI ACWI	StateStreet	ACWI	IE00B44Z5B48	5,571,093	1.47
iSh Cor S&P500 USD A	iShares	CSSPX	IE00B5BMR087	5,448,899	1.44
iSh Cor SPI (CH) CHF D	iShares	CHSPI	CH0237935652	5,093,914	1.35
UBSETF SPI ESG CHF ACC	UBS	SPI SI	CH0590186661	4,614,636	1.22
iSh SMIM (CH) CHF D	iShares	CSSMIM	CH0019852802	4,466,161	1.18
iSh MSCI Wld CHFH A	iShares	IWDC	IE00B8BVCK12	4,460,415	1.18
iSh USD SD CrpBnd USD A	iShares	SDIA	IE00BYXYYP94	4,305,374	1.14
Invesco EQQQ	Invesco	EQQQ	IE0032077012	4,121,607	1.09
X ARTIFICIAL INTEL BIG DA 1C	Deutsche Bank	XAIX	IE00BGV5VN51	4,045,556	1.07
UBSETF MSCI EM USD ACC	UBS	EMMUSC	LU0950674175	3,919,483	1.04
Rize Cybersecurity UCITS ETF	others	CYBR	IE00BJXRZJ40	3,782,048	1.00
IVZ UST BOND 0-1 YEAR DIST	Invesco	TREI	IE00BKWD3C98	3,652,130	0.96
UBSETF MSCI SWITZERLAND DIS	UBS	SWICHA	CH0226274246	3,582,530	0.95
UBSETF SMI CHF DIS	UBS	SMICHA	CH0017142719	3,521,393	0.93
ZKB GOLD ETF	ZKB	ZGLD	CH0139101593	3,472,032	0.92
X(IE) USA Inx	Deutsche Bank	XD9U	IE00BJ0KDR00	3,465,580	0.92
iSh Swiss Div (CH) CHF D	iShares	CHDVD	CH0237935637	3,455,554	0.91
iSh Cor MSCI Wld USD A	iShares	SWDA	IE00B4L5Y983	3,383,547	0.89
iSh Cor FTSE 100 GBP D	iShares	ISF	IE0005042456	3,007,763	0.79
UBSETF MSCI UK GBP ACC	UBS	UKGBP B	LU0950670850	2,780,400	0.73
Amundi MSCI INDIA	Amundi	LYINR	FR0010375766	2,766,616	0.73

Issuer	Total	Percent
Total	378,643,849	100.00
UBS	139,808,952	36.92
iShares	133,832,684	35.35
Deutsche Bank	25,897,068	6.84
others	20,032,665	5.29
Invesco	13,697,641	3.62
StateStreet	13,392,979	3.54
ZKB	12,344,293	3.26
Amundi	9,309,514	2.46
Vanguard	4,345,526	1.15
Credit Suisse	2,777,943	0.73
VanEck	2,138,715	0.56
L&G	1,065,869	0.28

Issuer	Total	Percent
Total	222,875,152	100.00
Equities_World	84,603,682	37.96
Equities_USA	45,660,120	20.49
Equities_CHE	24,734,188	11.10
Equities_EU_UK	20,299,626	9.11
Bonds	19,372,441	8.69
Equities_EM	12,699,776	5.70
others	7,434,178	3.34
Commodities_Gold	5,922,841	2.66
Commodities_Silver	2,148,300	0.96

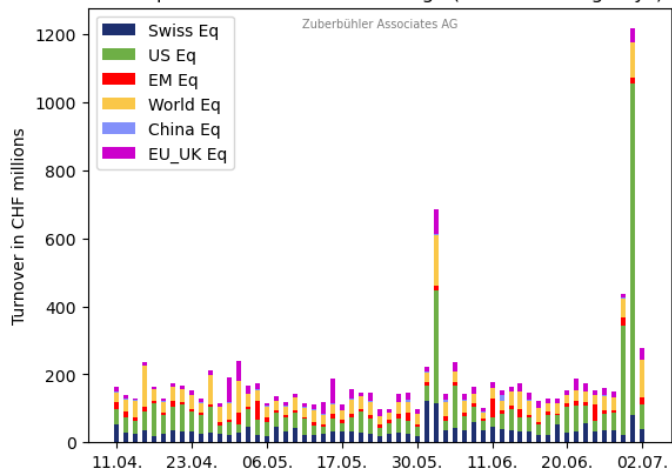


SWISS ETF DAILY REPORT

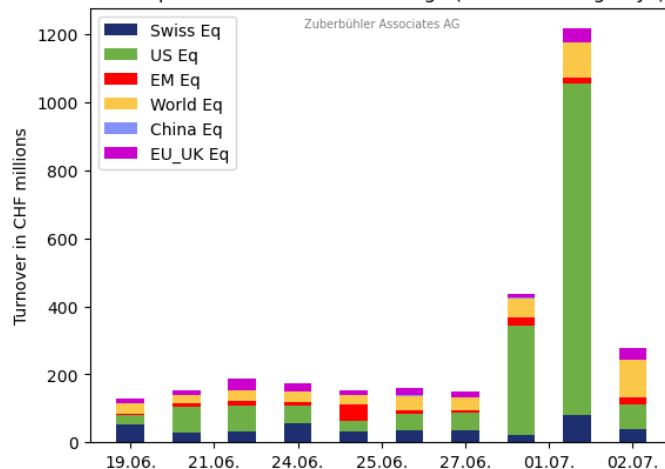
Swiss Exchange Traded Funds Overview Report

Zuberbühler
associates AG

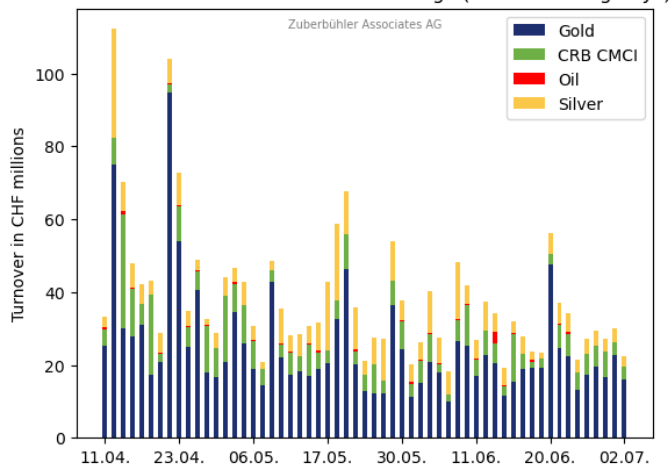
ETF Equities on SIX Swiss Exchange (last 60 trading days)



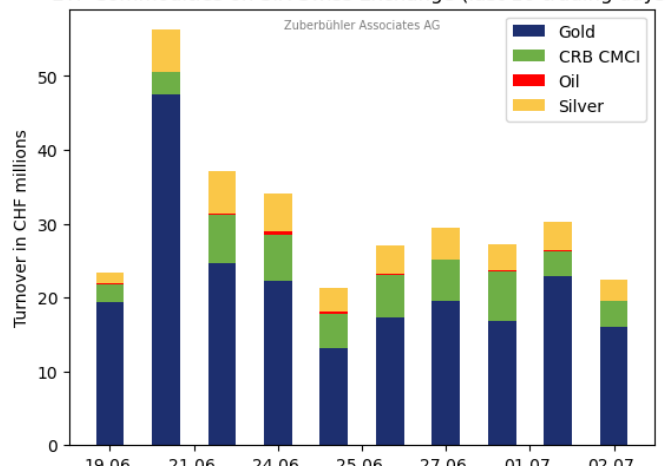
ETF Equities on SIX Swiss Exchange (last 10 trading days)



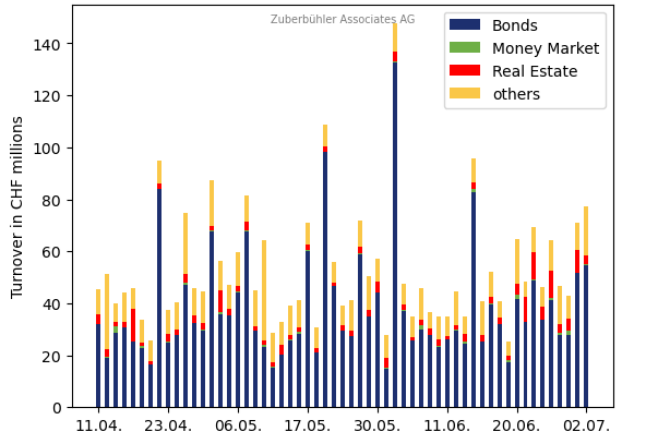
ETF Commodities on SIX Swiss Exchange (last 60 trading days)



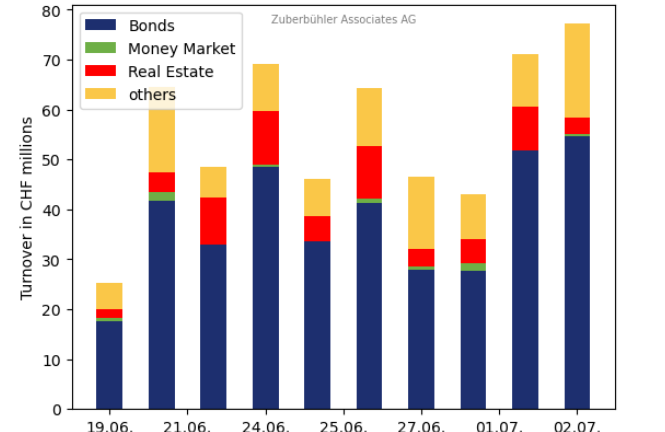
ETF Commodities on SIX Swiss Exchange (last 10 trading days)



ETF Bonds, MM, RE, others on SIX Swiss Exchange (last 60 trading days)



ETF Bonds, MM, RE, others on SIX Swiss Exchange (last 10 trading days)





SWISS ETF DAILY REPORT

Swiss Exchange Traded Funds Overview Report

Zuberbühler
associates AG

iShares | Turnover: CHF 133,832,684 | Market Share: 35.35%

ShortName	Issuer	ValorSymbol	ISIN	Turnover	Percent
iSh USD TreasBnd 7-10 USD D	iShares	IBTM	IE00B1FZS798	12,870,696	3.40
iSh MSCI USA SRI USD A	iShares	SUAS	IE00BYVJRR92	8,394,734	2.22
iSh MSCI Europ SRI EUR A	iShares	IESE	IE00B52VJ196	6,369,594	1.68
iSh Cor MSCI EM IMI USD A	iShares	EIMI	IE00BKM4GZ66	6,013,677	1.59
iSh Cor S&P500 USD A	iShares	CSSPX	IE00B5BMR087	5,448,899	1.44
iSh Cor SPI (CH) CHF D	iShares	CHSPI	CH0237935652	5,093,914	1.35
iSh SMIM (CH) CHF D	iShares	CSSMIM	CH0019852802	4,466,161	1.18
iSh MSCI Wld CHFH A	iShares	IWDC	IE00B8BVCK12	4,460,415	1.18
iSh USD SD CrpBnd USD A	iShares	SDIA	IE00BYXYYP94	4,305,374	1.14
iSh Swiss Div (CH) CHF D	iShares	CHDVD	CH0237935637	3,455,554	0.91

UBS | Turnover: CHF 139,808,952 | Market Share: 36.92%

ShortName	Issuer	ValorSymbol	ISIN	Turnover	Percent
UBSETF GLOBAL GENDER USD ACC	UBS	GENDER	IE00BDR5GV14	45,036,179	11.89
UBSETF S&P 500 ESG USD ACC	UBS	S5ESG	IE00BHXMH11	15,445,443	4.08
UBSETF MSCI EMU EUR ACC	UBS	EMUAA	LU0950668870	5,665,765	1.50
UBSETF SPI ESG CHF ACC	UBS	SPISI	CH0590186661	4,614,636	1.22
UBSETF MSCI EM USD ACC	UBS	EMMUSC	LU0950674175	3,919,483	1.04
UBSETF MSCI SWITZERLAND DIS	UBS	SWICHA	CH0226274246	3,582,530	0.95
UBSETF SMI CHF DIS	UBS	SMICHA	CH0017142719	3,521,393	0.93
UBSETF MSCI UK GBP ACC	UBS	UKGBP	LU0950670850	2,780,400	0.73
UBSETF MSCI JAPAN JPY ACC	UBS	JPNA	LU0950671825	2,284,485	0.60
UBSETF MSCI USA SRI USD DIS	UBS	ASRUSA	LU0629460089	2,278,466	0.60

ZKB | Turnover: CHF 12,344,293 | Market Share: 3.26%

ShortName	Issuer	ValorSymbol	ISIN	Turnover	Percent
ZKB GOLD ETF	ZKB	ZGLD	CH0139101593	3,472,032	0.92
ZKB Gold ETF hedged (CHF)	ZKB	ZGLDHC	CH0139101601	2,450,809	0.65
ZKB Silver ETF - A (CHF)	ZKB	ZSIL	CH0183135976	2,148,300	0.57
ZKB GOLD ETF (USD)	ZKB	ZGLDUS	CH0047533549	1,637,345	0.43
ZKB GOLD ETF (EUR)	ZKB	ZGLDEU	CH0047533523	815,401	0.22
ZKB Gold ETF hedged (EUR)	ZKB	ZGLDHE	CH0103326762	556,883	0.15
ZKB Silver ETF - A (EUR)	ZKB	ZSILEU	CH0183135992	300,901	0.08
ZKB Palladium ETF - CHF	ZKB	ZPAL	CH0183136065	223,469	0.06
ZKB Silver ETF - A (USD)	ZKB	ZSILUS	CH0183136008	207,330	0.05
ZKB Platinum ETF - CHF	ZKB	ZPLA	CH0183136057	200,200	0.05

Amundi | Turnover: CHF 9,309,514 | Market Share: 2.46%

ShortName	Issuer	ValorSymbol	ISIN	Turnover	Percent
Amundi MSCI INDIA	Amundi	LYINR	FR0010375766	2,766,616	0.73
Amundi S&P 500 II DH CHF ACC	Amundi	LYSPH	LU1302703878	1,705,805	0.45
AMUNDI ES 50 EUR C ETF	Amundi	C50	LU1681047236	1,648,501	0.44
Amundi S&P 500 II UCITS ETF	Amundi	LYSP5	LU0496786657	446,225	0.12
AMUNDI S&P 500 ETF	Amundi	500USD	LU1681049018	432,868	0.11
Amundi MSCI Em Mrkts II D	Amundi	CBMEM	LU2573966905	360,801	0.10
Lyxor Hong Kong - Dist	Amundi	LYHSI	LU1900067940	269,833	0.07
Amundi Global Aggregate Green	Amundi	KLMF	LU1563455713	260,584	0.07
Amundi MSCI Semiconductors ETF	Amundi	SEMD	LU2090063327	131,067	0.03
Amundi MSCI World Information	Amundi	LYTNOW	LU0533033741	123,898	0.03

Invesco | Turnover: CHF 13,697,641 | Market Share: 3.62%

ShortName	Issuer	ValorSymbol	ISIN	Turnover	Percent
Invesco EQQQ	Invesco	EQQQ	IE0032077012	4,121,607	1.09
IVZ UST BOND 0-1 YEAR DIST	Invesco	TREI	IE00BKWD3C98	3,652,130	0.96
Invesco S&P 500 ETF Acc	Invesco	SPXS	IE00B3YCGJ38	1,191,750	0.31
Invesco Technol S&P US Sector	Invesco	XLKS	IE00B3VSSL01	1,029,693	0.27
Invesco Con Disc S&P US Sector	Invesco	XLYS	IE00B449XP68	852,068	0.23
IVZ EQQQ ACC UCITS ETF	Invesco	EQAC	IE00BFZYGZ54	677,341	0.18
Invesco EQQQ UCITS ETF CHF Hdg	Invesco	EQCH	IE00BYVTMT69	672,600	0.18
IVZ CSG Blockchain UCITS ETF	Invesco	BCHE	IE00BGBN6P67	414,139	0.11
IVZ MSCI USA ESG UCITS ETF	Invesco	ESGU	IE00BJQRDM08	159,120	0.04
Invesco AT1 Capital Bond	Invesco	IAT1	IE00BFZPF322	142,531	0.04



SWISS ETP DAILY REPORT

Swiss Exchange Traded Products Overview Report

TURNOVER: CHF 5,083,050

ShortName	FX	Symbol	ISIN	Turnover	Percent
CoinShares Physical Ethereum	USD	ETHE	GB00BLD4ZM24	894,716	17.60
CoinShares Physical Bitcoin	USD	BITC	GB00BLD4ZL17	354,356	6.97
21Shares Ethereum Staking ETP	USD	AETH	CH0454664027	353,111	6.95
FUW Swiss 50 ETP	CHF	FUW50	CH1171791820	346,587	6.82
ETHetc - Physical Ethereum	CHF	ZETH	DE000A3GMKD7	312,605	6.15
21Shares Bitcoin Suisse Index	CHF	ABBA	CH0496484640	280,056	5.51
21Shares Solana ETP	USD	ASOL	CH1114873776	267,794	5.27
Fidelity Physical Bitcoin ETP	USD	FBTC	XS2434891219	242,021	4.76
Fidelity Physical Bitcoin ETP	CHF	FBTC	XS2434891219	177,817	3.50
21Shares Bitcoin ETP	USD	ABTC	CH0454664001	139,469	2.74
21Shares Solana ETP	CHF	ASOL	CH1114873776	136,426	2.68
21Shares Bitcoin Core ETP	USD	CBTC	CH1199067674	124,493	2.45
WisdomTree Bitcoin	CHF	BTCW	GB00BJYDH287	107,001	2.11
WisdomTree Bitcoin	USD	BTCW	GB00BJYDH287	98,042	1.93
21Shares Avalanche ETP	USD	AVAX	CH1135202088	84,269	1.66
21Shares Cardano ETP	USD	AADA	CH1102728750	78,790	1.55
21Shares Ethereum Staking ETP	CHF	AETH	CH0454664027	77,748	1.53
21Shares Ripple XRP ETP	USD	AXRP	CH0454664043	64,721	1.27
WisdomTree Bitcoin	EUR	BTCW	GB00BJYDH287	60,604	1.19
21Shares Polygon ETP	CHF	POLY	CH1129538448	56,171	1.11
WisdomTree Ethereum	USD	ETHW	GB00BJYDH394	49,180	0.97
21Shares Bitcoin ETP	CHF	ABTC	CH0454664001	45,840	0.90
Cardano ADA Staking by Liqwid	CHF	CASL	CH1327686056	44,992	0.89
BTCetc - Bitcoin ETP	USD	BTCE	DE000A27Z304	43,535	0.86
21Shares Toncoin Staking ETP	USD	TONN	CH1297762812	42,460	0.84
FUW Risk Portfolio ETP	CHF	FUWRP	CH1171797231	40,067	0.79
21Shares Ethereum Staking ETP	EUR	AETH	CH0454664027	39,796	0.78
WisdomTree Physical Solana Sec	USD	SOLW	GB00BNGJ9G01	39,432	0.78
CoinShares Physical Ethereum	EUR	ETHE	GB00BLD4ZM24	39,189	0.77
VanEck Crypto Leaders ETN	CHF	VTOP	DE000A3GWEU3	33,021	0.65

Issuer	Total	Percent
Total	5,083,051	100.00
21Shares	1,951,585	38.39
CoinShares	1,390,440	27.35
others	446,837	8.79
Fidelity	419,838	8.26
etc	411,427	8.09
WisdomTree	374,595	7.37
VanEck	57,498	1.13
Invesco	30,831	0.61
DeutscheBank	0	0.00
Leonteq	0	0.00

Issuer	Total	Percent
Total	4,919,337	100.00
Ethereum	1,794,819	36.48
Bitcoin	1,710,536	34.77
Solana Algorand etc	790,055	16.06
others	456,643	9.28
Crypto_Index	76,124	1.55
Ripple	64,721	1.32
Commodities_Gold	26,439	0.54

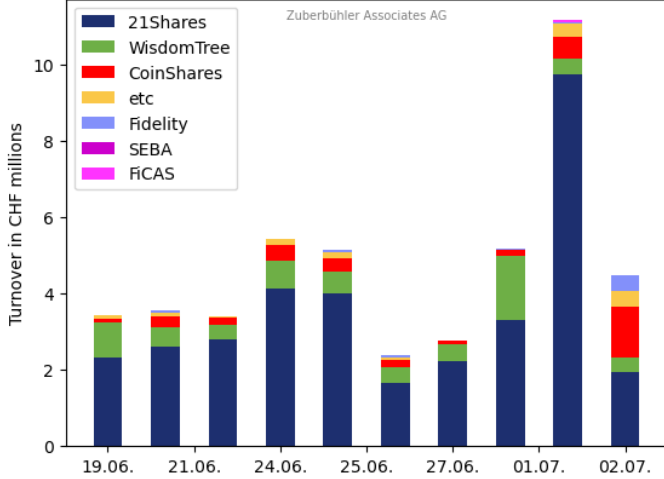


SWISS ETP DAILY REPORT

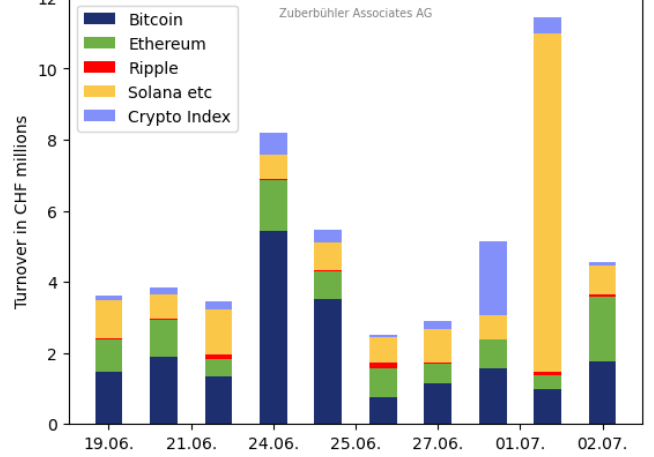
Swiss Exchange Traded Products Overview Report

Zuberbühler
associates AG

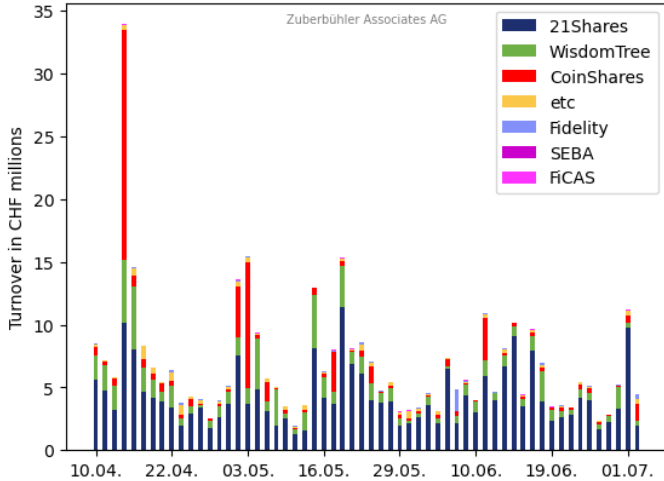
ETP Issuers on SIX Swiss Exchange (last 10 trading days)



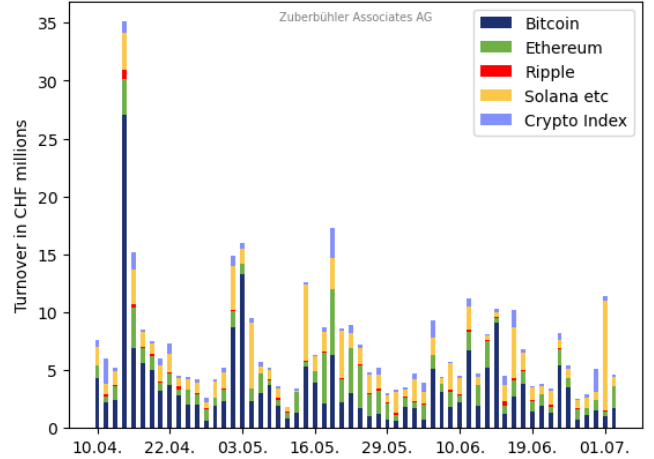
ETP Crypto Products on SIX Swiss Exchange (last 10 trading days)



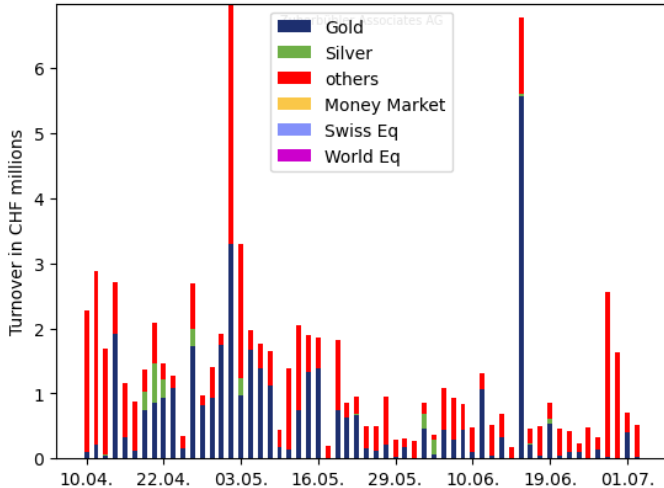
ETP Issuers on SIX Swiss Exchange (last 60 trading days)



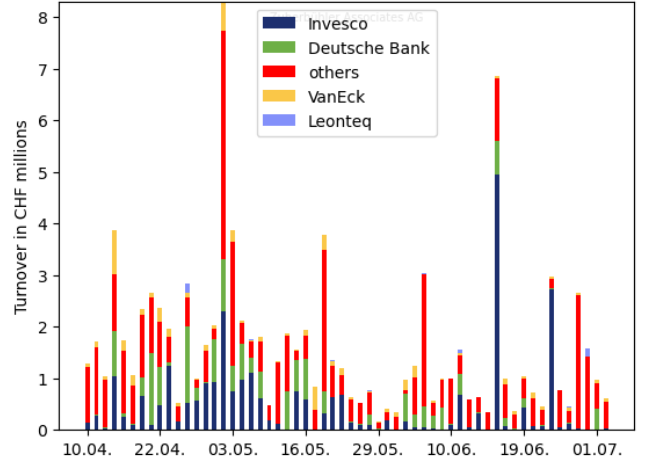
ETP Crypto Products on SIX Swiss Exchange (last 60 trading days)



ETP on SIX Swiss Exchange (last 60 trading days)



ETP Issuers continued on SIX Swiss Exchange (last 60 trading days)





SWISS ETP DAILY REPORT

Swiss Exchange Traded Products Overview Report

21Shares | Turnover: CHF 1,951,585 | Market Share: 38.39%

ShortName	Issuer	ValorSymbol	ISIN	Turnover	Percent
21Shares Ethereum Staking ETP	21Shares	AETH	CH0454664027	353,111	6.95
21Shares Bitcoin Suisse Index	21Shares	ABBA	CH0496484640	280,056	5.51
21Shares Solana ETP	21Shares	ASOL	CH1114873776	267,794	5.27
21Shares Bitcoin ETP	21Shares	ABTC	CH0454664001	139,469	2.74
21Shares Solana ETP	21Shares	ASOL	CH1114873776	136,426	2.68
21Shares Bitcoin Core ETP	21Shares	CBTC	CH1199067674	124,493	2.45
21Shares Avalanche ETP	21Shares	AVAX	CH1135202088	84,269	1.66
21Shares Cardano ETP	21Shares	AADA	CH1102728750	78,790	1.55
21Shares Ethereum Staking ETP	21Shares	AETH	CH0454664027	77,748	1.53
21Shares Ripple XRP ETP	21Shares	AXRP	CH0454664043	64,721	1.27

WisdomTree | Turnover: CHF 374,595 | Market Share: 7.37%

ShortName	Issuer	ValorSymbol	ISIN	Turnover	Percent
WisdomTree Bitcoin	WisdomTree	BTCW	GB00BJYDH287	107,001	2.11
WisdomTree Bitcoin	WisdomTree	BTCW	GB00BJYDH287	98,042	1.93
WisdomTree Bitcoin	WisdomTree	BTCW	GB00BJYDH287	60,604	1.19
WisdomTree Ethereum	WisdomTree	ETHW	GB00BJYDH394	49,180	0.97
WisdomTree Physical Solana Sec	WisdomTree	SOLW	GB00BNGJ9G01	39,432	0.78
WisdomTree Crypto Altcoins	WisdomTree	WALT	GB00BMTP1519	12,184	0.24
WisdomTree Ethereum	WisdomTree	ETHW	GB00BJYDH394	4,470	0.09
WisdomTree Physical Solana Sec	WisdomTree	SOLW	GB00BNGJ9G01	2,173	0.04
WisdomTree Cardano	WisdomTree	ADAW	GB00BNGJ9J32	918	0.02
WisdomTree Crypto Altcoins	WisdomTree	WALT	GB00BMTP1519	591	0.01

CoinShares | Turnover: CHF 1,390,440 | Market Share: 27.35%

ShortName	Issuer	ValorSymbol	ISIN	Turnover	Percent
CoinShares Physical Ethereum	CoinShares	ETHE	GB00BLD4ZM24	894,716	17.60
CoinShares Physical Bitcoin	CoinShares	BITC	GB00BLD4ZL17	354,356	6.97
CoinShares Physical Ethereum	CoinShares	ETHE	GB00BLD4ZM24	39,189	0.77
CS FTX PHYSICAL STAKED SOLANA	CoinShares	SLNC	GB00BNRRFY34	32,775	0.64
CS PHYSICAL STAKED POLKADOT	CoinShares	CDOT	GB00BNRRFW10	27,529	0.54
CoinShares Physical Bitcoin	CoinShares	BITC	GB00BLD4ZL17	11,380	0.22
CoinShares Physical Bitcoin	CoinShares	BITC	GB00BLD4ZL17	10,138	0.20
CS PHYSICAL STAKED POLKADOT	CoinShares	CDOT	GB00BNRRFW10	9,701	0.19
CoinShares Physical Litecoin	CoinShares	LITE	GB00BLD4ZP54	8,977	0.18
CoinShares Physical XRP	CoinShares	XRPL	GB00BLD4ZN31	666	0.01

Others | Turnover: CHF 446,837 | Market Share: 8.79%

ShortName	Issuer	ValorSymbol	ISIN	Turnover	Percent
FUW Swiss 50 ETP	others	FUW50	CH1171791820	346,587	6.82
Cardano ADA Staking by Liqwid	others	CASL	CH1327686056	44,992	0.89
FUW Risk Portfolio ETP	others	FUWRP	CH1171797231	40,067	0.79
Sygnum Platform Winners Index	others	MOON	CH0508793459	8,226	0.16
Global X Ethereum ETP	others	ETHX	GB00BLBDZW12	6,575	0.13
15 FiCAS Active Crypto ETP	others	BTCA	CH0548689600	387	0.01
AMINA ETH ETP	others	SETH	CH0587418630	3	0.00
Adaptivv All Season ETP	others	ADASI	CH1325436132	0	0.00
Adaptivv Control Bitcoin ETP	others	ADBI	CH1314031258	0	0.00
Adaptivv Control Carbon ETP	others	ADCO2	CH1336237073	0	0.00

Deutsche Bank | Turnover: CHF 0 | Market Share: 0.00%

ShortName	Issuer	ValorSymbol	ISIN	Turnover	Percent
XTR P SILVER EUR HEDGED	DeutscheBank	XAD2	DE000A1EK0J7	0	0.00
XTR P GOLD EUR HEDGED	DeutscheBank	XAD1	DE000A1EK0G3	0	0.00
XTR P GOLD ETC	DeutscheBank	XGLD	GB00B5840F36	0	0.00