



# SWISS DERIVATIVES DAILY REPORT

Warrants, Knock-Out Warrants, Barrier Reverse Convertibles, Tracker Certificates, Mini-Futures

Zuberbühler  
associates AG

## TURNOVER | OVERVIEW

| Issuer                    | Total      | Percent | Underlying                          | Turnover  | Percent |
|---------------------------|------------|---------|-------------------------------------|-----------|---------|
| Total                     | 17,379,659 | 100.00  | AMC Energiewende CHF Basket         | 1,986,600 | 11.43   |
| UBS                       | 4,267,658  | 24.56   | DAX Index                           | 1,029,330 | 5.92    |
| Zürcher Kantonalbank      | 4,011,273  | 23.08   | Quality Japan Stocks 2024           | 926,849   | 5.33    |
| Bank Vontobel             | 3,209,371  | 18.47   | Bitcoin (XBTUSD)                    | 723,014   | 4.16    |
| Bank Julius Bär           | 2,195,759  | 12.63   | SMI                                 | 687,770   | 3.96    |
| Leonteq Securities        | 1,199,833  | 6.90    | ZKB SMI Call-Schreiber Index        | 515,284   | 2.96    |
| Raiffeisen                | 804,624    | 4.63    | UBS CMCI Composite TR Index         | 386,568   | 2.22    |
| Banque Cantonale Vaudoise | 496,924    | 2.86    | Swiss RE AG                         | 352,232   | 2.03    |
| Luzerner Kantonalbank AG  | 438,593    | 2.52    | Compagnie Financière Richemont SA / | 326,280   | 1.88    |
| Basler Kantonalbank       | 342,301    | 1.97    | Nestlé S.A. / Novartis Sandoz       | 316,946   | 1.82    |
| Swissquote Bank SA        | 311,069    | 1.79    | ABB N / Logitech / Swisscom N       | 305,100   | 1.76    |
| EFG International         | 58,796     | 0.34    | Intel Corp. / Nike Inc. / Pfizer    | 245,375   | 1.41    |
| BNP Paribas               | 23,519     | 0.14    | Nestlé S.A.                         | 231,905   | 1.33    |
| Cornèr Bank               | 10,227     | 0.06    | Nvidia Corp.                        | 223,712   | 1.29    |
| Helvetische Bank          | 8,783      | 0.05    | Roche AG                            | 208,935   | 1.20    |
| Société Générale          | 929        | 0.01    | UBS Bloomberg CMCI Components USD   | 207,580   | 1.19    |
|                           |            |         | Holcim AG                           | 205,854   | 1.18    |
|                           |            |         | Nasdaq 100 Index                    | 204,237   | 1.18    |
|                           |            |         | Novartis AG / Roche AG / Swiss Life | 198,300   | 1.14    |
|                           |            |         | Companie Financière Richemont SA /  | 192,390   | 1.11    |

| Symbol | ISIN         | Underlying                          | Product Type                               | Turnover  | Percent |
|--------|--------------|-------------------------------------|--|-----------|---------|
| ENVACZ | CH1139761519 | AMC Energiewende CHF Basket         | Tracker Certificate                        | 1,986,600 | 11.43   |
| DALYJB | CH1145181223 | Quality Japan Stocks 2024           | Tracker Certificate                        | 926,849   | 5.33    |
| EBTCTQ | CH0513599529 | Bitcoin (XBTUSD)                    | Tracker Certificate                        | 518,516   | 2.98    |
| ZSMIAZ | CH1139756881 | ZKB SMI Call-Schreiber Index        | Tracker Certificate                        | 515,284   | 2.96    |
| TCMCI  | CH0031794263 | UBS CMCI Composite TR Index         | Tracker Certificate                        | 386,568   | 2.22    |
| KNJODU | CH1237601013 | ABB N / Logitech / Swisscom N       | Barrier Reverse Convertible                | 305,100   | 1.76    |
| BSUBKB | CH1318752776 | Compagnie Financière Richemont SA / | Barrier Reverse Convertible                | 246,575   | 1.42    |
| MBTAJB | CH1302701284 | Intel Corp. / Nike Inc. / Pfizer    | Barrier Reverse Convertible                | 245,375   | 1.41    |
| KNBRCH | CH1182619564 | Nestlé S.A. / Novartis Sandoz       | Barrier Reverse Convertible                | 234,705   | 1.35    |
| TCLCI  | CH0033333326 | UBS Bloomberg CMCI Components USD   | Tracker Certificate                        | 207,580   | 1.19    |
| KPFWDU | CH1301072331 | Novartis AG / Roche AG / Swiss Life | Barrier Reverse Convertible                | 198,300   | 1.14    |
| CBTCTQ | CH0481487970 | Bitcoin (XBTUSD)                    | Tracker Certificate                        | 167,394   | 0.96    |
| KWAZDU | CH1341449697 | AngloGold Ashanti / Barrick Gold    | Barrier Reverse Convertible                | 158,800   | 0.91    |
| EIMCIU | CH0328368821 | UBS Bloomberg CMCI Industrial       | Tracker Certificate                        | 154,930   | 0.89    |
| KWAXDU | CH1341449671 | Companie Financière Richemont SA /  | Barrier Reverse Convertible                | 149,565   | 0.86    |
| ROGUJB | CH1294271999 | Roche AG                            | Warrant                                    | 142,000   | 0.82    |
| GD9A7U | CH1327391137 | DAX Index                           | Warrant with Knock-Out                     | 138,000   | 0.79    |
| OINBOV | CH1325155369 | Dow Jones Industrial Average Index  | Warrant with Knock-Out                     | 136,682   | 0.79    |
| CLPPJB | CH1346742427 | Clariant AG                         | Warrant                                    | 132,500   | 0.76    |
| BLNCSQ | CH1236310541 | Swissquote Balanced Portfolio Index | Tracker Certificate                        | 131,532   | 0.76    |
| IBDBIZ | CH0429808832 | Direktbesitz Basket                 | Tracker Certificate                        | 130,356   | 0.75    |
| U5BSNU | CH1355581963 | Swiss RE AG                         | Constant Leverage Certificate              | 122,700   | 0.71    |
| X133LK | CH1181313383 | Swissquote Leveraged Cash Dividend  | Tracker Certificate                        | 121,006   | 0.70    |
| Z44AAV | CH0301889322 | VT Swiss Research Basket            | Tracker Certificate                        | 118,538   | 0.68    |
| Z19CHZ | CH0473226063 | SMI                                 | Capital Protection Note with Participation | 112,400   | 0.65    |
| DAFIJB | CH1145180969 | Top 10 Stocks for 2024 Basket (USD) | Tracker Certificate                        | 99,450    | 0.57    |
| OIFRCH | CH1312498095 | Givaudan / Swatch I / Swiss Re      | Barrier Reverse Convertible                | 98,900    | 0.57    |
| ZPFLTQ | CH1336236612 | Advanced Micro Devices Inc. / Arm   | Barrier Reverse Convertible                | 98,500    | 0.57    |
| KYACDU | CH1341452006 | LafargeHolcim N / Kühne & Nagel     | Barrier Reverse Convertible                | 98,150    | 0.56    |
| KPXODU | CH1327806340 | Julius Baer Group / Partners Group  | Barrier Reverse Convertible                | 97,650    | 0.56    |

Raw Data: SIX Swiss Exchange

Processing, Python Script: Zuberbühler Associates AG

Questions and feedback: contact@zuberbuehler-associates.ch



# SWISS DERIVATIVES DAILY REPORT

Warrants, Knock-Out Warrants, Barrier Reverse Convertibles, Tracker Certificates, Mini-Futures

Zuberbühler  
associates AG

## TURNOVER | OVERVIEW

| Warrants                  | Total     | Percent |
|---------------------------|-----------|---------|
| Total                     | 2,458,075 | 100.00  |
| SMI                       | 322,312   | 13.11   |
| Holcim AG                 | 187,484   | 7.63    |
| Roche AG                  | 178,524   | 7.26    |
| DAX Index                 | 176,782   | 7.19    |
| Swiss RE AG               | 162,274   | 6.60    |
| Clariant AG               | 137,720   | 5.60    |
| Kühne & Nagel Intl. AG    | 118,500   | 4.82    |
| Nestlé S.A.               | 113,876   | 4.63    |
| UBS Group AG              | 85,430    | 3.48    |
| AVOLTA AG                 | 75,775    | 3.08    |
| Lonza Group N             | 71,260    | 2.90    |
| Givaudan                  | 69,900    | 2.84    |
| S&P 500 Index             | 67,963    | 2.76    |
| Swiss Life Hldg. N        | 61,900    | 2.52    |
| Sika AG                   | 61,160    | 2.49    |
| Nvidia Corp.              | 58,500    | 2.38    |
| Logitech International SA | 48,000    | 1.95    |
| Tesla Inc.                | 44,764    | 1.82    |

| Mini-Future             | Total     | Percent |
|-------------------------|-----------|---------|
| Total                   | 1,335,821 | 100.00  |
| DAX Index               | 307,728   | 23.04   |
| SMI                     | 113,267   | 8.48    |
| Nestlé S.A.             | 83,499    | 6.25    |
| Nasdaq 100 Index        | 67,112    | 5.02    |
| Nvidia Corp.            | 62,884    | 4.71    |
| Apple Inc.              | 55,750    | 4.17    |
| Swatch Group I          | 50,525    | 3.78    |
| UBS Group AG            | 45,990    | 3.44    |
| Tesla Inc.              | 45,745    | 3.42    |
| VAT Group               | 38,250    | 2.86    |
| Partners Group Hldg. AG | 36,950    | 2.77    |
| S&P 500 Index           | 34,558    | 2.59    |
| Amazon.com Inc.         | 31,780    | 2.38    |
| Landis+Gyr (Landis Gyr) | 30,700    | 2.30    |

| Barrier Reverse Convertible         | Total     | Percent |
|-------------------------------------|-----------|---------|
| Total                               | 3,982,592 | 100.00  |
| Compagnie Financière Richemont SA / | 326,280   | 8.19    |
| Nestlé S.A. / Novartis Sandoz       | 316,946   | 7.96    |
| ABB N / Logitech / Swisscom N       | 305,100   | 7.66    |
| Intel Corp. / Nike Inc. / Pfizer    | 245,375   | 6.16    |
| Novartis AG / Roche AG / Swiss Life | 198,300   | 4.98    |
| Companie Financière Richemont SA /  | 192,390   | 4.83    |
| AngloGold Ashanti / Barrick Gold    | 158,800   | 3.99    |
| Julius Baer Group / Partners Group  | 132,372   | 3.32    |
| Givaudan / Swatch I / Swiss Re      | 98,900    | 2.48    |
| Advanced Micro Devices Inc. / Arm   | 98,500    | 2.47    |
| LafargeHolcim N / Kühne & Nagel     | 98,150    | 2.46    |
| LafargeHolcim Ltd. / Temenos AG /   | 96,800    | 2.43    |

| Warrants with Knock-Out            | Total     | Percent |
|------------------------------------|-----------|---------|
| Total                              | 1,208,950 | 100.00  |
| DAX Index                          | 519,639   | 42.98   |
| Dow Jones Industrial Average Index | 145,232   | 12.01   |
| SMI                                | 132,100   | 10.93   |
| Nasdaq 100 Index                   | 109,375   | 9.05    |
| Nvidia Corp.                       | 44,051    | 3.64    |
| Copper Future Current Rolling      | 40,000    | 3.31    |
| Barrick Gold Corp.                 | 34,007    | 2.81    |
| Tesla Inc.                         | 24,684    | 2.04    |
| ICE Brent Crude Oil Front Month    | 20,800    | 1.72    |
| S&P 500 Index                      | 18,146    | 1.50    |
| Swatch Group I                     | 17,280    | 1.43    |
| WTI Light Sweet Crude Oil Future   | 12,201    | 1.01    |
| Sika AG                            | 9,500     | 0.79    |
| UBS Group AG                       | 8,400     | 0.69    |

| Tracker Certificate                 | Total     | Percent |
|-------------------------------------|-----------|---------|
| Total                               | 7,668,762 | 100.00  |
| AMC Energiewende CHF Basket         | 1,986,600 | 25.91   |
| Quality Japan Stocks 2024           | 926,849   | 12.09   |
| Bitcoin (XBTUSD)                    | 723,014   | 9.43    |
| ZKB SMI Call-Schreiber Index        | 515,284   | 6.72    |
| UBS CMCI Composite TR Index         | 386,568   | 5.04    |
| UBS Bloomberg CMCI Components USD   | 207,580   | 2.71    |
| UBS Bloomberg CMCI Industrial       | 154,930   | 2.02    |
| Direktbesitz Basket                 | 133,306   | 1.74    |
| Swissquote Balanced Portfolio Index | 131,532   | 1.72    |
| Swissquote Leveraged Cash Dividend  | 121,006   | 1.58    |
| VT Swiss Research Basket            | 118,538   | 1.55    |
| Top 10 Stocks for 2024 Basket (USD) | 99,450    | 1.30    |
| Swissquote Prudent Portfolio Index  | 96,919    | 1.26    |
| Swissquote Tech Giants Portfolio    | 88,781    | 1.16    |



# SWISS DERIVATIVES DAILY REPORT

Warrants, Knock-Out Warrants, Barrier Reverse Convertibles, Tracker Certificates, Mini-Futures

Zuberbühler  
associates AG

## TURNOVER | WARRANTS: CHF 2,458,075

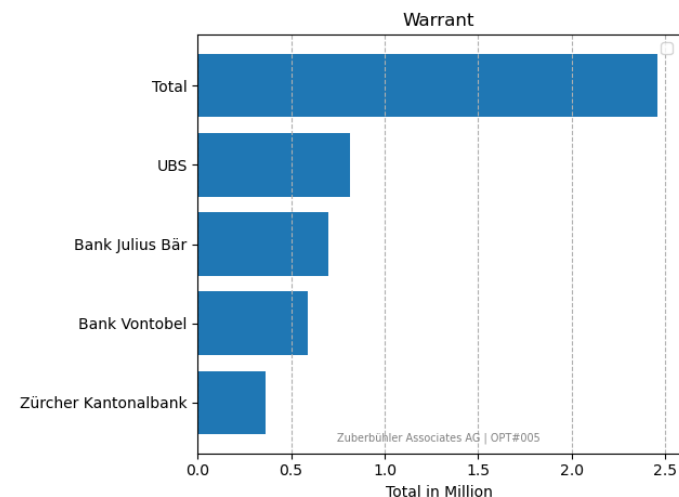


Figure 1: Warrants Turnover by Issuer

| Issuer               | Total     | Percent |
|----------------------|-----------|---------|
| Total                | 2,458,075 | 100.00  |
| UBS                  | 813,451   | 33.09   |
| Bank Julius Bär      | 697,176   | 28.36   |
| Bank Vontobel        | 586,459   | 23.86   |
| Zürcher Kantonalbank | 360,989   | 14.69   |

Table 1: Warrants Turnover by Issuer

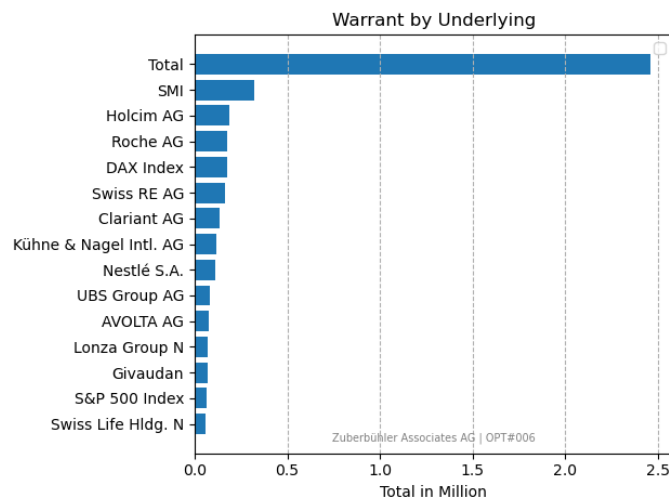


Figure 2: Warrants Turnover by Underlying

| Warrants                  | Total     | Percent |
|---------------------------|-----------|---------|
| Total                     | 2,458,075 | 100.00  |
| SMI                       | 322,312   | 13.11   |
| Holcim AG                 | 187,484   | 7.63    |
| Roche AG                  | 178,524   | 7.26    |
| DAX Index                 | 176,782   | 7.19    |
| Swiss RE AG               | 162,274   | 6.60    |
| Clariant AG               | 137,720   | 5.60    |
| Kühne & Nagel Intl. AG    | 118,500   | 4.82    |
| Nestlé S.A.               | 113,876   | 4.63    |
| UBS Group AG              | 85,430    | 3.48    |
| AVOLTA AG                 | 75,775    | 3.08    |
| Lonza Group N             | 71,260    | 2.90    |
| Givaudan                  | 69,900    | 2.84    |
| S&P 500 Index             | 67,963    | 2.76    |
| Swiss Life Hldg. N        | 61,900    | 2.52    |
| Sika AG                   | 61,160    | 2.49    |
| Nvidia Corp.              | 58,500    | 2.38    |
| Logitech International SA | 48,000    | 1.95    |
| Tesla Inc.                | 44,764    | 1.82    |

Table 2: Warrants Turnover by Underlying

| Symbol | Total     | Percent |
|--------|-----------|---------|
| Total  | 2,458,075 | 100.00  |
| ROGUJB | 142,000   | 5.78    |
| CLPPJB | 132,500   | 5.39    |
| YSREUU | 81,000    | 3.30    |
| XHOLAU | 76,150    | 3.10    |
| WSMFQV | 69,000    | 2.81    |
| WKNAZV | 66,000    | 2.69    |
| WSPHGV | 60,076    | 2.44    |
| UBSFBU | 57,500    | 2.34    |
| LOG4MZ | 48,000    | 1.95    |
| 5SLHXU | 46,000    | 1.87    |
| WDAR1V | 45,000    | 1.83    |
| HALONU | 41,000    | 1.67    |
| THOL7U | 39,300    | 1.60    |
| WDANHV | 38,800    | 1.58    |
| BIXNJB | 38,800    | 1.58    |
| YUBSTU | 38,100    | 1.55    |
| GIVUJB | 37,600    | 1.53    |
| DAXU2Z | 34,500    | 1.40    |
| AVZCJB | 33,525    | 1.36    |

Table 3: Warrants Turnover by Symbol



# SWISS DERIVATIVES DAILY REPORT

Warrants, Knock-Out Warrants, Barrier Reverse Convertibles, Tracker Certificates, Mini-Futures

Zuberbühler  
ASSOCIATES AG

## TURNOVER | WARRANTS WITH KNOCK-OUT: CHF 1,208,950

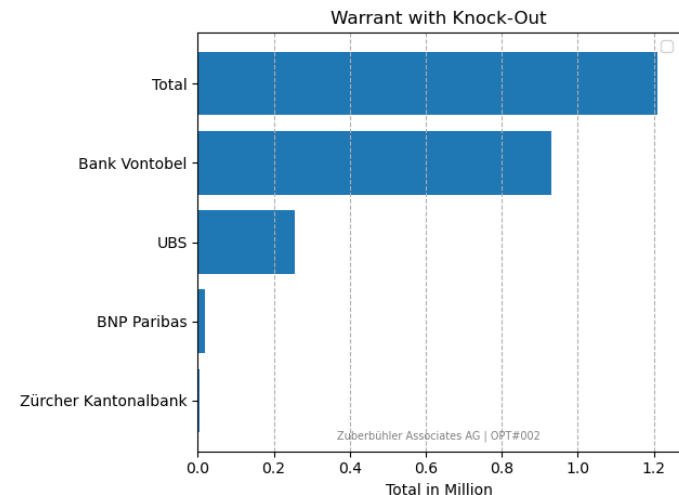


Figure 3: KO Warrants Turnover by Issuer

| Issuer               | Total     | Percent |
|----------------------|-----------|---------|
| Total                | 1,208,950 | 100.00  |
| Bank Vontobel        | 931,723   | 77.07   |
| UBS                  | 254,260   | 21.03   |
| BNP Paribas          | 19,536    | 1.62    |
| Zürcher Kantonalbank | 3,430     | 0.28    |

Table 4: Knock-Out Warrants by Issuer

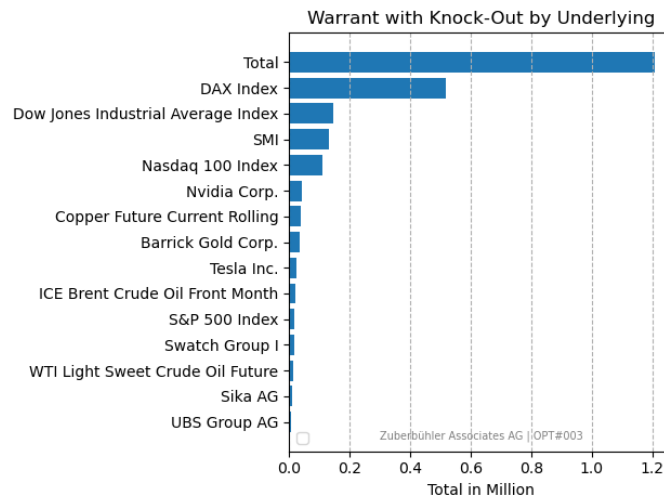


Figure 4: KO Warrants Turnover by Underlying

| Warrants with Knock-Out            | Total     | Percent |
|------------------------------------|-----------|---------|
| Total                              | 1,208,950 | 100.00  |
| DAX Index                          | 519,639   | 42.98   |
| Dow Jones Industrial Average Index | 145,232   | 12.01   |
| SMI                                | 132,100   | 10.93   |
| Nasdaq 100 Index                   | 109,375   | 9.05    |
| Nvidia Corp.                       | 44,051    | 3.64    |
| Copper Future Current Rolling      | 40,000    | 3.31    |
| Barrick Gold Corp.                 | 34,007    | 2.81    |
| Tesla Inc.                         | 24,684    | 2.04    |
| ICE Brent Crude Oil Front Month    | 20,800    | 1.72    |
| S&P 500 Index                      | 18,146    | 1.50    |
| Swatch Group I                     | 17,280    | 1.43    |
| WTI Light Sweet Crude Oil Future   | 12,201    | 1.01    |
| Sika AG                            | 9,500     | 0.79    |
| UBS Group AG                       | 8,400     | 0.69    |

Table 5: Knock-Out Warrants by Underlying

| Symbol | Total     | Percent |
|--------|-----------|---------|
| Total  | 1,208,950 | 100.00  |
| GD9A7U | 138,000   | 11.41   |
| OINB0V | 136,682   | 11.31   |
| ODAASV | 95,904    | 7.93    |
| ODAEDV | 95,700    | 7.92    |
| OHGABV | 40,000    | 3.31    |
| OABAIV | 34,007    | 2.81    |
| OSMANV | 29,800    | 2.46    |
| SNAB5V | 27,470    | 2.27    |
| SNABSV | 26,550    | 2.20    |
| SDAAXV | 23,650    | 1.96    |
| SNAB0V | 22,200    | 1.84    |
| OCOAVU | 20,800    | 1.72    |
| ODACWV | 20,260    | 1.68    |
| SSMCUV | 20,200    | 1.67    |
| QJNVDU | 16,121    | 1.33    |
| OSPBEV | 16,040    | 1.33    |
| OSMAOV | 15,355    | 1.27    |
| SDABAV | 14,475    | 1.20    |
| SDAA0V | 14,445    | 1.19    |

Table 6: Knock-Out Warrants by Symbol



# SWISS DERIVATIVES DAILY REPORT

Warrants, Knock-Out Warrants, Barrier Reverse Convertibles, Tracker Certificates, Mini-Futures

Zuberbühler  
ASSOCIATES AG

## TURNOVER | BARRIER REVERSE CONVERTIBLES: CHF 3,982,592

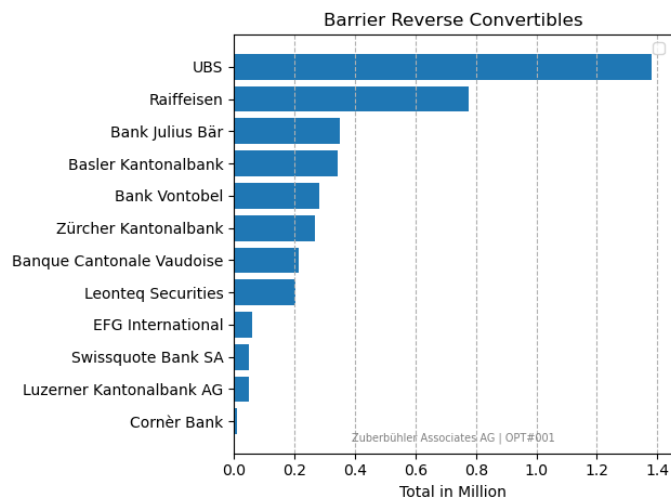


Figure 5: Barrier Reverse Convertibles Turnover by Issuer

| Issuer                    | Total     | Percent |
|---------------------------|-----------|---------|
| UBS                       | 1,379,728 | 34.64   |
| Raiffeisen                | 776,216   | 19.49   |
| Bank Julius Bär           | 348,842   | 8.76    |
| Basler Kantonalbank       | 342,301   | 8.59    |
| Bank Vontobel             | 283,289   | 7.11    |
| Zürcher Kantonalbank      | 267,320   | 6.71    |
| Banque Cantonale Vaudoise | 215,886   | 5.42    |
| Leonteq Securities        | 202,397   | 5.08    |
| EFG International         | 58,796    | 1.48    |
| Swissquote Bank SA        | 49,631    | 1.25    |
| Luzerner Kantonalbank AG  | 47,958    | 1.20    |
| Cornèr Bank               | 10,227    | 0.26    |

Table 7: BRC Turnover by Issuer

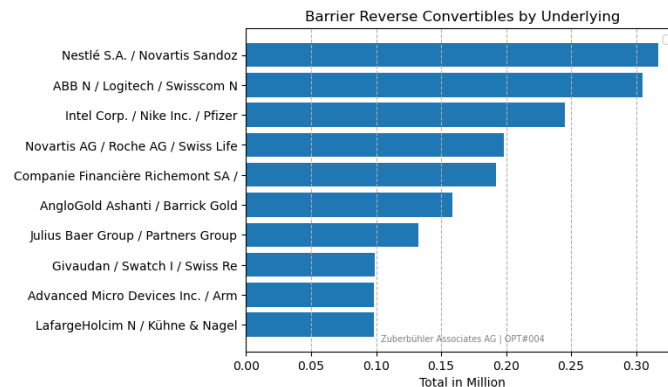


Figure 6: Barrier Reverse Convertibles by Underlying

| Barrier Reverse Convertible         | Total     | Percent |
|-------------------------------------|-----------|---------|
| Total                               | 3,982,592 | 100.00  |
| Companie Financière Richemont SA /  | 326,280   | 8.19    |
| Nestlé S.A. / Novartis Sandoz       | 316,946   | 7.96    |
| ABB N / Logitech / Swisscom N       | 305,100   | 7.66    |
| Intel Corp. / Nike Inc. / Pfizer    | 245,375   | 6.16    |
| Novartis AG / Roche AG / Swiss Life | 198,300   | 4.98    |
| Companie Financière Richemont SA /  | 192,390   | 4.83    |
| AngloGold Ashanti / Barrick Gold    | 158,800   | 3.99    |
| Julius Baer Group / Partners Group  | 132,372   | 3.32    |
| Givaudan / Swatch I / Swiss Re      | 98,900    | 2.48    |
| Advanced Micro Devices Inc. / Arm   | 98,500    | 2.47    |
| LafargeHolcim N / Kühne & Nagel     | 98,150    | 2.46    |
| LafargeHolcim Ltd. / Temenos AG /   | 96,800    | 2.43    |

Table 8: BRC Turnover by Underlying

| Symbol | Total     | Percent |
|--------|-----------|---------|
| Total  | 3,982,592 | 100.00  |
| KNJODU | 305,100   | 7.66    |
| BSUBKB | 246,575   | 6.19    |
| MBTAJB | 245,375   | 6.16    |
| KNBRCH | 234,705   | 5.89    |
| KPFWDU | 198,300   | 4.98    |
| KWAZDU | 158,800   | 3.99    |
| KWAXDU | 149,565   | 3.76    |
| OIFRCH | 98,900    | 2.48    |
| ZPFLTQ | 98,500    | 2.47    |
| KYACDU | 98,150    | 2.46    |
| KPXODU | 97,650    | 2.45    |
| KPCEDU | 96,800    | 2.43    |
| 0964BC | 83,186    | 2.09    |
| SAQXJB | 80,650    | 2.03    |

Table 9: BRC Turnover by Symbol



# SWISS DERIVATIVES DAILY REPORT

Warrants, Knock-Out Warrants, Barrier Reverse Convertibles, Tracker Certificates, Mini-Futures

Zuberbühler  
ASSOCIATES AG

## TURNOVER | TRACKER CERTIFICATES: CHF 7,668,762

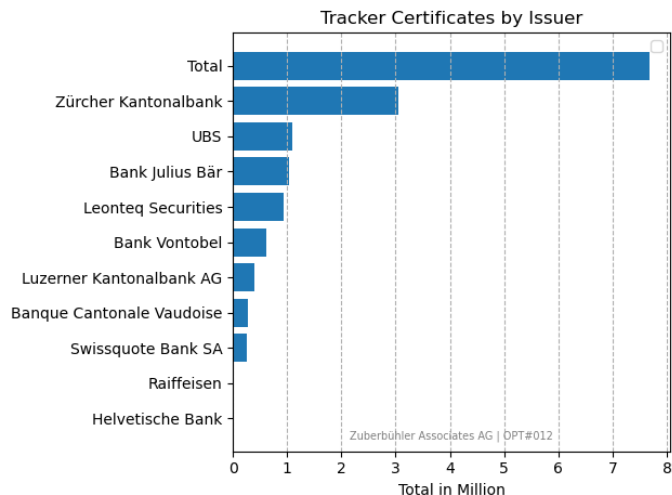


Figure 7: Tracker Certificates Turnover by Issuer

| Issuer                    | Total     | Percent |
|---------------------------|-----------|---------|
| Total                     | 7,668,762 | 100.00  |
| Zürcher Kantonalbank      | 3,045,287 | 39.71   |
| UBS                       | 1,091,357 | 14.23   |
| Bank Julius Bär           | 1,026,299 | 13.38   |
| Leonteq Securities        | 935,194   | 12.19   |
| Bank Vontobel             | 607,726   | 7.92    |
| Luzerner Kantonalbank AG  | 388,124   | 5.06    |
| Banque Cantonale Vaudoise | 281,038   | 3.66    |
| Swissquote Bank SA        | 261,438   | 3.41    |
| Raiffeisen                | 23,516    | 0.31    |
| Helvetische Bank          | 8,783     | 0.11    |

Table 10: Tracker Certificate Turnover by Issuer

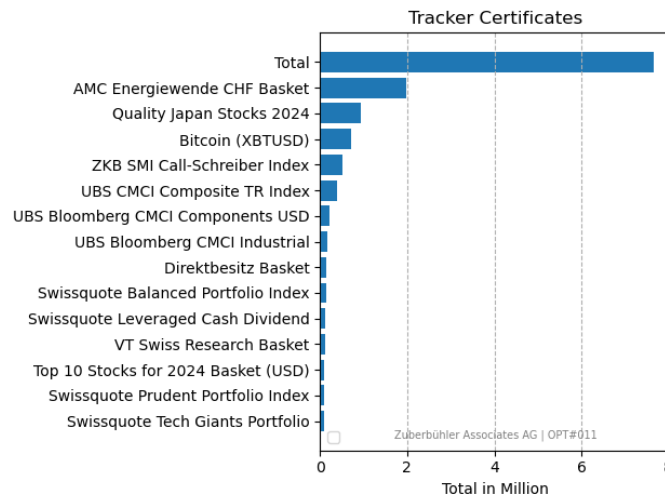


Figure 8: Tracker Certificates by Underlying

| Tracker Certificate                 | Total     | Percent |
|-------------------------------------|-----------|---------|
| Total                               | 7,668,762 | 100.00  |
| AMC Energiewende CHF Basket         | 1,986,600 | 25.91   |
| Quality Japan Stocks 2024           | 926,849   | 12.09   |
| Bitcoin (XBTUSD)                    | 723,014   | 9.43    |
| ZKB SMI Call-Schreiber Index        | 515,284   | 6.72    |
| UBS CMCI Composite TR Index         | 386,568   | 5.04    |
| UBS Bloomberg CMCI Components USD   | 207,580   | 2.71    |
| UBS Bloomberg CMCI Industrial       | 154,930   | 2.02    |
| Direktbesitz Basket                 | 133,306   | 1.74    |
| Swissquote Balanced Portfolio Index | 131,532   | 1.72    |
| Swissquote Leveraged Cash Dividend  | 121,006   | 1.58    |
| VT Swiss Research Basket            | 118,538   | 1.55    |
| Top 10 Stocks for 2024 Basket (USD) | 99,450    | 1.30    |
| Swissquote Prudent Portfolio Index  | 96,919    | 1.26    |
| Swissquote Tech Giants Portfolio    | 88,781    | 1.16    |

Table 11: Tracker Certificate by Underlying

| Symbol | Total     | Percent |
|--------|-----------|---------|
| Total  | 7,668,762 | 100.00  |
| ENVACZ | 1,986,600 | 25.91   |
| DALYJB | 926,849   | 12.09   |
| EBTCTQ | 518,516   | 6.76    |
| ZSMIAZ | 515,284   | 6.72    |
| TCMCI  | 386,568   | 5.04    |
| TCLCI  | 207,580   | 2.71    |
| CBTCTQ | 167,394   | 2.18    |
| EIMCIU | 154,930   | 2.02    |
| BLNCSQ | 131,532   | 1.72    |
| IBDBIZ | 130,356   | 1.70    |
| X133LK | 121,006   | 1.58    |
| Z44AAV | 118,538   | 1.55    |
| DAFIJB | 99,450    | 1.30    |
| PRDTSQ | 96,919    | 1.26    |

Table 12: Tracker Certificate Turnover by Symbol



# SWISS DERIVATIVES DAILY REPORT

Warrants, Knock-Out Warrants, Barrier Reverse Convertibles, Tracker Certificates, Mini-Futures

Zuberbühler  
associates AG

## TURNOVER | MINI-FUTURE: CHF 1,335,821

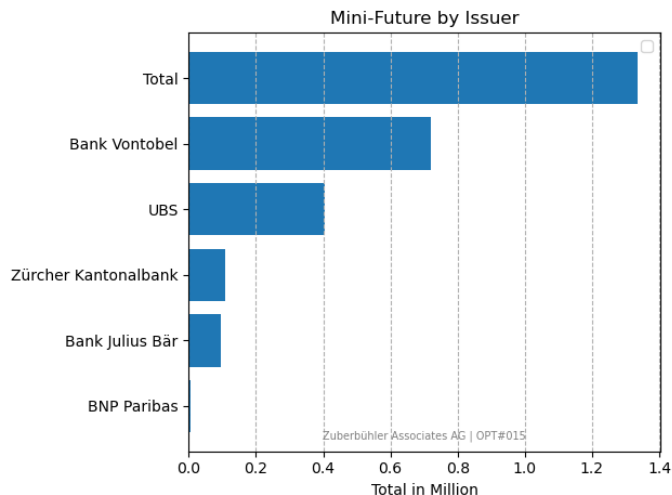


Figure 9: Mini-Future Turnover by Issuer

| Issuer               | Total     | Percent |
|----------------------|-----------|---------|
| Total                | 1,335,821 | 100.00  |
| Bank Vontobel        | 721,812   | 54.04   |
| UBS                  | 405,612   | 30.36   |
| Zürcher Kantonalbank | 108,572   | 8.13    |
| Bank Julius Bär      | 95,842    | 7.17    |
| BNP Paribas          | 3,983     | 0.30    |

Table 13: Mini-Future Turnover by Issuer

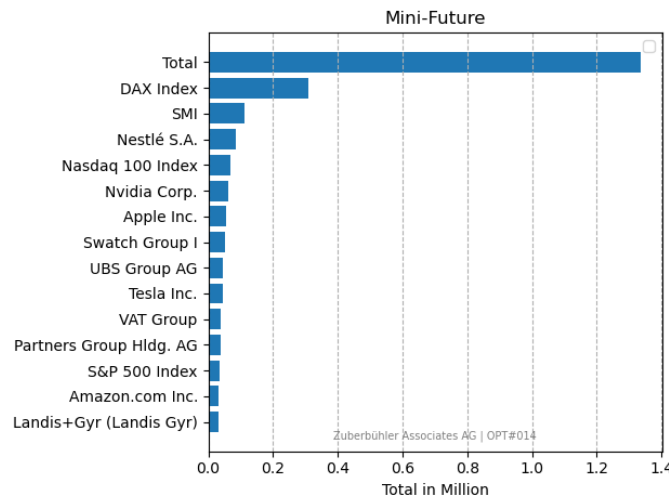


Figure 10: Mini-Future by Underlying

| Mini-Future             | Total     | Percent |
|-------------------------|-----------|---------|
| Total                   | 1,335,821 | 100.00  |
| DAX Index               | 307,728   | 23.04   |
| SMI                     | 113,267   | 8.48    |
| Nestlé S.A.             | 83,499    | 6.25    |
| Nasdaq 100 Index        | 67,112    | 5.02    |
| Nvidia Corp.            | 62,884    | 4.71    |
| Apple Inc.              | 55,750    | 4.17    |
| Swatch Group I          | 50,525    | 3.78    |
| UBS Group AG            | 45,990    | 3.44    |
| Tesla Inc.              | 45,745    | 3.42    |
| VAT Group               | 38,250    | 2.86    |
| Partners Group Hldg. AG | 36,950    | 2.77    |
| S&P 500 Index           | 34,558    | 2.59    |
| Amazon.com Inc.         | 31,780    | 2.38    |
| Landis+Gyr (Landis Gyr) | 30,700    | 2.30    |

Table 14: Mini-Future by Underlying

| Symbol | Total     | Percent |
|--------|-----------|---------|
| Total  | 1,335,821 | 100.00  |
| MDADEV | 79,600    | 5.96    |
| MAAA3V | 51,910    | 3.89    |
| SSNM7U | 49,210    | 3.68    |
| MDADJV | 38,400    | 2.87    |
| LSVFJB | 38,000    | 2.84    |
| MVAAFV | 34,650    | 2.59    |
| MNEAFV | 31,230    | 2.34    |
| ELAN7U | 30,700    | 2.30    |
| MUHAIV | 29,160    | 2.18    |
| MNVCGV | 26,700    | 2.00    |
| 7SNDXU | 24,950    | 1.87    |
| MDAB6V | 24,786    | 1.86    |
| 9UBSGU | 24,000    | 1.80    |
| GD6ALU | 23,275    | 1.74    |

Table 15: Mini-Future Turnover by Symbol